

2010 EDITION



Commercial & Residential Hardware Pocket Guide



Welcome to HOPPE (UK) Ltd

Founded in 1988 HOPPE (UK) Ltd is now recognised as market leader in the field of door and window hardware where the HOPPE product is highly respected for its quality, innovation and performance.

A purpose built state-of-the-art distribution centre at Gailey Park, seven miles north of Wolverhampton, provides the ideal location for distribution throughout the UK. At 50,000 sq.ft. it offers ultra modern facilities for both employees and customers with a fully equipped showroom/meeting room available.

The company is now organised into two distinct divisions, namely the Architectural Division and the Door & Window Division. The Architectural Division also comprises the Access Control, Retail and Specification sub-divisions.

The publication of this new catalogue allows us to present numerous new products alongside existing ranges. Many of the products featured have been tested to meet the latest European and British standards where applicable, offering quality and innovation to all sectors of the market.

Using sophisticated computer technology and communication equipment coupled with highly trained and dedicated staff, HOPPE (UK) Ltd remains committed to serving customers with pride.

Our vision statement is that HOPPE (UK) Ltd strives for continued growth through our employees' absolute commitment to long term trusting partnerships with colleagues, customers and suppliers.

ARRONE®

Under the ARRONE® brand name, HOPPE (UK) Ltd are able to offer a comprehensive range of architectural quality door and window hardware along with accessories. Many products are manufactured exclusively by leading hardware manufacturers throughout the world. Within the extensive range are door closers, floor springs, emergency exit devices, cylinders, architectural mortice lock cases, hinges, disabled fittings, signs and accessories.

ARRONE® products are designed and manufactured to complement the HOPPE range of aluminium, brass, stainless steel and nylon door and window hardware.



INVESTOR IN PEOPLE



Guide to Finishes	4	Anti-Ligature Hardware	57-67
Aluminium Door Furniture	7-13	Door Controls	68-78
Brass Door Furniture	14-27	Panic Hardware	79-90
Stainless Steel Door Furniture	27-38	Locks & Cylinders	91-106
Nylon Door Furniture & Accessories	39-40, 41-42, 48, 52, 53, 55	Hinges	107-108
Escutcheons	41-42	Creative Shelving Solutions	109-114
Pull Handles	43-48	Electronics & Access Control	115-119
Accessories	49-53		
Signs	54-55		
Bathroom Fittings for Inclusive Design	56		


Disclaimer:

We have made every effort to ensure that at the time of going to print all information shown in this catalogue is correct. However, in our efforts to continually improve our products and offer only the highest levels of quality, we reserve the right to make alterations to the product specifications.

Finishes

Owing to limitations in the printing process, metal finishes and colours may not always be representative of the actual finished product. Where known, the LRV (Light Reflectance Value) is shown to aid selection when specifying to the recommendations of BS 8300 and Approved Document 'M'.

Aluminium Hardware

	
F1 SAA LRV: 60	F3 GAA LRV: 43.55












Brass Hardware

						
F41 Satin Chrome	F49 Polished Chrome	F71 Polished Brass LRV: 38.65	F72 Satin (Brushed) Brass	F77-R Resista Brass LRV: 31.35	F98 Matt Chrome	F9 Brushed/Aluminium Steel



















Stainless Steel Hardware

	
F68 Polished Stainless Steel LRV: 41.16	F69 Satin Stainless Steel LRV: 42.63

Nylon Hardware

						
F1004 Golden Yellow LRV: 44.78	F3003 Red (Rouge) LRV: 7.97	F3005 Claret (Burgundy) LRV: 4.84	F5002 Cobalt Blue LRV: 5.09	F5003 Midnight (Dark) Blue LRV: 4.85	F6016 Green (Viridian) LRV: 10.98	F7043 Flint (Dark) Grey LRV: 9.49
						
F7506 Manhattan Light Grey LRV: 42.46	F8017 Brown (Sienna) LRV: 4.97	F9016 Diamond White LRV: 88.19	F9017 Black (Ebony) LRV: 2.92			

Door Controls and Emergency Exit Hardware

						
Silver (SE)	Gold (GE) & GAA	Satin Aluminium (SAA)	Polished Aluminium (PAA)	Polished Brass (PB)	Polished Stainless Steel/Chrome (PSS/PCH)	Satin Stainless Steel/Chrome (SSS/SCP)
						
F1004 Golden Yellow LRV: 44.78	F3003 Red (Rouge) LRV: 7.97	F3005 Claret (Burgundy) LRV: 4.84	F5002 Cobalt Blue LRV: 5.09	F5003 Midnight (Dark) Blue LRV: 4.85	F6016 Green (Viridian) LRV: 10.98	F7043 Flint (Dark) Grey LRV: 9.49
						
F7506 Manhattan Light Grey LRV: 42.46	F8017 Brown (Sienna) LRV: 4.97	F9016 Diamond White LRV: 88.19	F9017 Black (Ebony) LRV: 2.92			

HOPPE quick-fit connection

Door handle fitting with the HOPPE quick-fit connection

1. Insert the handle with fixed spindle into the lock follower.
2. Simply push the receiver handle onto the fixed spindle of the other handle as far as it will go.

That's all!

Quicker and better

- Very quick door handle fitting – 75% time saving!
- No Allen screws or transverse spindles needed
 - No hole needed for Allen screw
 - No alignment of the spindle necessary when tightening the Allen screw
 - No loosening of the Allen screw or spindle possible
- Integrated blocking mechanism in the receiver handle
 - No tools necessary
 - Play-free handle connection
 - Long lasting, firm fitting of the handles
- Use of a solid spindle
 - Solid spindle for maximum torque transmission
- Variable axial handle fitting tested to DIN EN 1906 (Grade 3)
 - Can be used for various door thicknesses (in a defined area)
- Easy and quick removal of handles
 - Eg with the Allen key included or a screwdriver
- Allows doors to be transported with the backplate only fitted, maximising truck capacity and reducing carbon footprint

10-year operational guarantee

Naturally, HOPPE provides an operational guarantee on all designs with the new HOPPE quick-fit connection.


Patent application

The HOPPE quick-fit connection technology is registered as a utility model with European Patent registration pending.

What's needed with the new door handle fitting?



! You don't need an Allen screw or any other tool to fit door handles with the HOPPE quick-fit connection



New Products

New Products from HOPPE (UK) Ltd

ARRONE® Anti-Ligature Range



ARRONE® Facility Furniture



Acapulco Series



ARRONE® Victorian Straight & Scrolled Brass



ARRONE® Contract Victorian Straight & Scrolled Brass



ARRONE® Access Solutions



**For more info contact
your distributor or
HOPPE (UK) Ltd**

HOPPE Paris 138S Series (AR200S Range)

Lever on Type 42K Rose & Lever on Type 267U, 2600, 304L & 306 Backplate Ø 19mm or Ø 22mm (Sprung & Unsprung)

application

- Suitable for Commercial Applications

features

- Supplied with both bolt through and wood screw fixings
- Suitable for 30min and 1 hour fire doors
- LRV Rating: HOPPE F1 Finish LRV of 60
- Longer spindles are available to suit 1 hour fire doors

finishes

- SAA (HOPPE F1 finish)

standards and certification



Quality & Performance: Successfully type tested to all the requirements of EN1906: 2002 Grade 3 (Test reports/certificates are available on request)

***Note: this classification only applies to the 19mm sprung versions marked with an asterisk**

3	7	-	1*	1	4	0	A
---	---	---	----	---	---	---	---



Manufactured by an ISO 9001 Registered Company



Fire Safety: Included on a successful fire test to BS EN1634 Part1. Assessed for use on 30 min & 1 hour fire doors



Conformity Statement: This product satisfies the dimensional recommendations contained within BS8300:2009 for Lever Handles. However the product alone does not give full compliance to BS8300 and consideration must be given to other installed hardware on the doorset.



Type 42K - 52x8mm round rose*

- Door thickness range 40mm to 47mm (sprung levers)
- Door thickness range 30mm to 49mm (unsprung levers)



Type 267U - 155x40mm rectangular backplate concealed fix*

- To suit: Latch, Lever Key, Euro, Oval & Bathroom
- Standard door thickness range 41mm to 50mm, longer spindles available



Type 2600 - 194x40mm radiused backplate concealed fix*

- To suit: Latch, Lever Key, Euro, Oval & Bathroom
- Standard door thickness range 41mm to 50mm, longer spindles available



Type 306 - 160x64mm face fixed backplate

- To suit: Latch, Lever Key, Euro, Oval & Bathroom
- Door Thickness Range 40mm to 60mm



Type 304L - 160x160mm face fixed backplate

- To suit: Latch, Lever Key, Euro, Oval & Bathroom
- Door Thickness Range 40mm to 60mm

HOPPE Marseille 1138 Series with HOPPE quick-fit connection



Type 42K - 52x8mm round rose*

- Please specify at time of ordering the door thickness range required
- Door Thickness Range 35mm to 45mm (for 30 min Fire Door)
- Door Thickness Range 44mm to 54mm (for 1 hour Fire Door)



Type 267U - 155x40mm rectangular backplate concealed fix

- To suit: Latch, Lever Key, Euro, Oval & Bathroom
- Standard door thickness range 41mm to 50mm, longer spindles available



Type 2600 - 194x40mm radiused backplate concealed fix

- To suit: Latch, Lever Key, Euro, Oval & Bathroom
- Standard door thickness range 41mm to 50mm, longer spindles available

Lever on Type 42K Rose (Sprung & Unsprung) & Lever on Type 267U & 2600 Backplate (Sprung)

application

- Suitable for Commercial Applications

features

- Please specify at time of ordering the door thickness range required
- Door Thickness Range 35mm to 45mm (for 30 min Fire Door)
- Door Thickness Range 45mm to 55mm (for 1 hour Fire Door)
- Supplied complete with bolt through & wood screw fixings
- LRV Rating: HOPPE F1 Finish LRV of 60



Lever on Rose supplied with HOPPE quick-fit connection

finishes

- SAA (HOPPE F1 finish)

standards and certification



Quality & Performance: Successfully type tested to all the requirements of EN1906: 2002 Grade 3 (Test reports/certificates are available on request)

***Note: This classification only applies to the sprung lever on round rose version. The unsprung lever has a U in digit 8**

3	7	-	1*	1	4	0	A
---	---	---	----	---	---	---	---



Manufactured by an ISO 9001 Registered Company



Fire Safety:Included on a successful fire test to BS EN1634 Part1. Assessed for use on 30 min & 1 hour fire doors



Conformity Statement: This product satisfies the dimensional recommendations contained within BS8300:2009 for Lever Handles. However the product alone does not give full compliance to BS8300 and consideration must be given to other installed hardware on the doorset.

HOPPE Luxembourg 199 Series

Lever on Type 42K Rose (Sprung)

application

- Suitable for Commercial Applications

features

- Supplied with both bolt through and wood screw fixings
- Suitable for 40mm to 47mm door thickness
- Longer spindles are available to suit 54mm thick doors
- LRV Rating: HOPPE F1 Finish LRV of 60

finishes

- SAA (HOPPE F1 finish)

standards and certification



Quality & Performance: Successfully type tested to all the requirements of EN1906: 2002 Grade 3 (Test reports/certificates are available on request)

3	7	-	1*	1	4	0	A
---	---	---	----	---	---	---	---



Manufactured by an ISO 9001 Registered Company



Fire Safety: Included on a successful fire test to BS EN1634 Part1. Assessed for use on 30 min & 1 hour fire doors



Type 42K - 52x8mm round rose

HOPPE London 113 Series

Lever on Type 42K Rose (Sprung)

application

- Suitable for Commercial Applications

features

- Supplied with both bolt through fixings
- Suitable for 40mm to 47mm door thickness
- Longer spindles are available to suit 54mm thick doors
- LRV Rating: HOPPE F1 Finish LRV of 60

finishes

- SAA (HOPPE F1 finish)

standards and certification



Manufactured by an ISO 9001 Registered Company



Fire Safety: Included on a successful fire test to BS EN1634 Part1. Assessed for use on 30 min & 1 hour fire doors



Type 42K - 52x8mm round rose

HOPPE Amsterdam 1400 Series



Type 42K - 52x8mm round rose

Lever on Type 42K Rose (Unsprung)

application

- Suitable for Commercial Applications

features

- Supplied with wood screw fixings
- Suitable for 30mm to 49mm door thickness
- Longer spindles are available to suit 54mm thick doors
- LRV Rating: HOPPE F1 Finish LRV of 60

finishes

- SAA (HOPPE F1 finish)

standards and certification

 Manufactured by an ISO 9001 Registered Company



Fire Safety: Included on a successful fire test to BS EN1634 Part1. Assessed for use on 30 min & 1 hour fire doors

HOPPE Stockholm 1140 Series



Type 42K - 52x8mm round rose

Lever on Type 42K Rose (Sprung)

application

- Suitable for Commercial Applications

features

- Supplied with wood screw fixings
- Suitable for 34mm to 49mm door thickness
- Longer spindles are available to suit 54mm thick doors
- LRV Rating: HOPPE F1 Finish LRV of 60

finishes

- SAA (HOPPE F1 finish)

standards and certification

 Manufactured by an ISO 9001 Registered Company



Fire Safety: Included on a successful fire test to BS EN1634 Part1. Assessed for use on 30 min & 1 hour fire doors

HOPPE Bedford 114L Series

Lever on Type 42K Rose (Sprung)

application

- Suitable for Commercial Applications

features

- Supplied with wood screw fixings
- Suitable for 30mm to 49mm door thickness
- Longer spindles are available to suit 54mm thick doors
- LRV Rating: HOPPE F1 Finish LRV of 60

finishes

- SAA (HOPPE F1 finish)

standards and certification

 Manufactured by an ISO 9001 Registered Company



Fire Safety: Included on a successful fire test to BS EN1634 Part1. Assessed for use on 30 min & 1 hour fire doors



Type 42K - 52x8mm round rose

HOPPE Edinburgh 189N Series (Concealed Fix)

Lever on Type 266 & 267 Rectangular Plate (Sprung)

application

- Suitable for Light Commercial Applications

features

- Supplied with bolt through fixings
- Suitable for 41mm to 50mm door thickness
- LRV: HOPPE F1 Finish LRV of 60

finishes

- SAA (HOPPE F1 finish)

standards and certification

 Manufactured by an ISO 9001 Registered Company



Type 266 - 103x40mm concealed fix short plate

Type 267- 154x40mm concealed fix long plate

Available in

- Short Plate: Latch
- Long Plate: Lever Key, Euro, Oval & Bathroom

HOPPE Edinburgh 189N Series (Face Fix)



Type 266 - 103x40mm concealed fix short plate
Type 267- 154x40mm concealed fix long plate
Available in

- Short Plate: Latch
- Long Plate: Lever Key, Euro, Oval & Bathroom

Lever on Type 266 & 267 Rectangular Plate (Sprung)

application

- Suitable for Light Commercial Applications

features

- Supplied with wood screws
- Suitable for 20mm to 40mm door thickness
- LRV: HOPPE F1 Finish LRV of 60

finishes

- SAA (HOPPE F1 finish)

standards and certification

 Manufactured by an ISO 9001 Registered Company

HOPPE Dubayy 107L Series



Type 266 - 103x40mm concealed fix short plate
Type 267- 154x40mm concealed fix long plate
Available in

- Short Plate: Latch*
- Long Plate: Lever Key*, Euro, Oval & Bathroom

Lever on Type 266 & 267 Rectangular Plate (Sprung)

application

- Suitable for Light Commercial Applications


features

- Supplied with wood screws
- Suitable for 20mm to 40mm door thickness
- LRV: HOPPE F1 Finish LRV of 60

finishes

- SAA (HOPPE F1 finish)

standards and certification

 **Quality & Performance:** Successfully type tested to all the requirements of EN1906: 2002 Grade 2 (Test reports/certificates are available on request)

***Note: this classification only applies to the product marked with an asterisk**

2	6	-	0	1	3	0	A
---	---	---	---	---	---	---	---

 Manufactured by an ISO 9001 Registered Company

HOPPE Dubayy 107L Series

Lever on Type 2835K Plate with Nylon Insets (Sprung)

application

- Suitable for Light Commercial Applications

features

- Supplied with wood screws
- Suitable for 32mm to 50mm door thickness
- LRV: HOPPE F1 Finish LRV of 60

finishes

- SAA (HOPPE F1 finish)

standards and certification

 Manufactured by an ISO 9001 Registered Company



Type 266 - 103x40mm concealed fix short plate

Type 267- 154x40mm concealed fix long plate

Available in

- Short Plate: Latch
- Long Plate: Lever Key, Euro, Oval & Bathroom

ARRONE® Facility Furniture

Large Lever on Bathroom Indicator Plate

application

- Suitable for bathroom doors where ease of operation is required
- Suitable for hinged or sliding doors
- Bolt-through fixed
- Product is handed: please state desired handing when ordering

features

- Large lever for ease of operation
- Red/white occupancy indicator
- Coin release
- Can be fitted to cubicle or flush panel doors
- Available in SAA finish



ARRONE® AR500 Series (Victorian Straight Lever Style)



120x42mm face fix short plate

155x42mm face fix long plate

- Short Plate: Latch & Privacy
- Long Plate: Lever Key, Euro & Bathroom

Lever on Type Rectangular Plate (Sprung)

application

- Suitable for Domestic Use Only

features

- Supplied with wood screw fixings
- Sprung furniture
- Suitable for interior doors
- Suitable for door thickness up to 44mm

finishes

- Available in polished brass, polished chrome or satin chrome

standards and certification



Fire Safety: Included on a successful fire test to BS EN1634 Part1. Assessed for use on 30 min fire doors

ARRONE® AR501 Series (Victorian Scroll Lever Style)



120x42mm face fix short plate

155x42mm face fix long plate

- Short Plate: Latch & Privacy
- Long Plate: Lever Key, Euro & Bathroom

Lever on Rectangular Plate (Sprung)

application

- Suitable for Domestic Use Only

features

- Supplied with wood screw fixings
- Sprung furniture
- Suitable for interior doors
- Suitable for door thickness up to 44mm

finishes

- Available in polished brass, polished chrome or satin chrome

standards and certification



Fire Safety: Included on a successful fire test to BS EN1634 Part1. Assessed for use on 30 min fire doors

HOPPE Leon M1720 Series (Victorian Scrolled Lever Style)

Lever on M2710 Shaped Plate (Sprung)

application

- Suitable for Domestic Use Only

features

- Supplied with wood screw fixings
- Sprung furniture
- Suitable for interior doors
- Suitable for door thickness up to 44mm

finishes

- Available in polished brass, polished chrome or satin chrome

standards and certification



Fire Safety: Included on a successful fire test to BS EN1634 Part1. Assessed for use on 30 min fire doors



Type M2710 - 208x49mm face fix long plate

- Latch, Lever Key, Euro & Bathroom

HOPPE Orléans M1655 Series

Lever on Type M3771EK & M3771K Radiused Plate (Sprung)

application

- Suitable for Domestic Use Only

features

- Supplied with wood screw fixings
- Suitable for interior doors
- Suitable for door thickness up to 44mm

finishes

- Available in polished brass, polished chrome or satin chrome

standards and certification



Manufactured by an ISO 9001 approved company



Fire Safety: Included on a successful fire test to BS EN1634 Part1. Assessed for use on 30 min fire doors



Type M3771EK - 113x48mm face fix short plate

Type M3771K - 169x48mm face fix long plate

Available in

- Short Plate: Latch
- Long Plate: Latch, Lever Key, Euro, Oval, Bathroom & Privacy

HOPPE Havanna Series - M1611



Type M42K - 52x8mm Round Rose

Lever on Type M42K Rose (Sprung)

application

- Suitable for Domestic & Light Commercial Use

features

- Supplied with wood screw fixings
- Suitable for interior doors
- Suitable for door thickness up to 47mm

finishes

- Available in polished brass, polished chrome or satin chrome



Manufactured by an ISO 9001 approved company



Fire Safety: Included on a successful fire test to BS EN1634 Part1. Assessed for use on 30 min fire doors

HOPPE Havanna Series - M1611



Type M3006 - 180x41mm face fix long plate

Available in

- Latch, Lever Key, Euro & Bathroom

Lever on Type M3006 Radiused Plate (Sprung)

application

- Suitable for Domestic & Light Commercial Use

features

- Supplied with bolt through screw fixings
- Suitable for interior doors
- Suitable for door thickness up to 47mm

finishes

- Available in polished brass, polished chrome or satin chrome



Manufactured by an ISO 9001 approved company



Fire Safety: Included on a successful fire test to BS EN1634 Part1. Assessed for use on 30 min fire doors

HOPPE Las Palmas Series - M1609

Lever on Type M42K Rose (Sprung)

application

- Suitable for Domestic & Light Commercial Use

features

- Supplied with wood screw fixings
- Suitable for interior doors
- Suitable for door thickness up to 47mm

finishes

- Available in polished brass, polished chrome or satin chrome

 Manufactured by an ISO 9001 approved company



Fire Safety: Included on a successful fire test to BS EN1634 Part1. Assessed for use on 30 min fire doors



Type M42K - 52x8mm round rose

HOPPE Las Palmas Series - M1609

Lever on Type M3006 Radiused Plate (Sprung)

application

- Suitable for Domestic & Light Commercial Use

features

- Supplied with bolt through screw fixings
- Suitable for interior doors
- Suitable for door thickness up to 47mm

finishes

- Available in polished brass, polished chrome or satin chrome

 Manufactured by an ISO 9001 approved company



Fire Safety: Included on a successful fire test to BS EN1634 Part1. Assessed for use on 30 min fire doors



Type M3006 - 180x41mm face fix long plate
Available in

- Latch, Lever Key, Euro & Bathroom

HOPPE Vicenza Series - M1544



Type M42K - 52x8mm round rose

Lever on Type M42K Rose (Sprung)

application

- Suitable for Domestic & Light Commercial Use

features

- Supplied with wood screw fixings
- Suitable for interior doors
- Suitable for door thickness up to 47mm

finishes

- Available in polished brass, polished chrome or satin chrome



Manufactured by an ISO 9001 approved company



Fire Safety: Included on a successful fire test to BS EN1634 Part1. Assessed for use on 30 min fire doors



Type M3006 - 180x41mm face fix long plate
Available in

- Latch, Lever Key, Euro & Bathroom

Lever on Type M3006 Radiused Plate (Sprung)

application

- Suitable for Domestic & Light Commercial Use

features

- Supplied with bolt through screw fixings
- Sprung furniture
- Suitable for interior doors
- Suitable for door thickness up to 47mm

finishes

- Available in polished brass, polished chrome or satin chrome



Manufactured by an ISO 9001 approved company



Fire Safety: Included on a successful fire test to BS EN1634 Part1. Assessed for use on 30 min fire doors

HOPPE Istanbul M171 Series

Lever on Type M17K Rose (Sprung)

application

- Suitable for Domestic Use Only

features

- Supplied with wood screw fixings
- Suitable for interior doors
- Suitable for door thickness up to 47mm

finishes

- Available in polished brass, polished or satin chrome

standards and certification

 Manufactured by an ISO 9001 approved company



Fire Safety: Included on a successful fire test to BS EN1634 Part1. Assessed for use on 30 min fire doors



Type M17K - 52x8mm round rose

HOPPE Barcelona M154 Series

Lever on Type M354 Radiused Long Plate (Sprung)

application

- Suitable for Domestic & Light Commercial Use

features

- Supplied with bolt through fixings
- Suitable for interior doors
- Suitable for door thickness up to 44mm

finishes

- Available in polished brass/satin brass or polished chrome/satin chrome

standards and certification

 Manufactured by an ISO 9001 approved company



Fire Safety: Included on a successful fire test to BS EN1634 Part1. Assessed for use on 30 min fire doors



Type M354 - 245x42mm face fix long plate
Available in

- Latch, Lever Key, Euro & Bathroom

HOPPE Acapulco Series



Type M18K-53 x 9mm square rose

Lever on Square Rose (Sprung)

application

- Suitable for Domestic & Light Commercial Use

features

- Supplied with bolt through screw fixings
- Sprung furniture
- Suitable for interior doors
- Supplied with HOPPE 8x110mm Solid Spindle
- Suitable for door thickness up to 53mm



- Supplied with HOPPE quick-fit connection

finishes

- Available in brushed brass, satin chrome, polished chrome, polished/satin chrome

standards and certification



- Manufactured by an ISO 9001 approved company

HOPPE Ródos M1603 Series with HOPPE quick-fit connection



Type M23K - 52x10mm Round Rose

Lever on Type M23K Rose (Sprung)

application

- Suitable for Domestic & Light Commercial Use

features

- Supplied with wood screw fixings
- Suitable for interior doors
- Door thickness range 30 to 56mm



- Supplied with HOPPE quick-fit connection

finishes

- Available in Resista® polished brass, polished brass, polished chrome & matt chrome

standards and certification



- Manufactured by an ISO 9001 approved company



- **Fire Safety:** Included on a successful fire test to BS EN1634 Part1. Assessed for use on 30 min fire doors

HOPPE Ródos M1603 Series

Lever on Type M354 Radiused Long Plate (Sprung)

application

- Suitable for Domestic & Light Commercial Use

features

- Supplied with bolt through fixings
- Suitable for interior doors
- Suitable for door thickness up to 44mm (on Plate)

finishes

- Available in polished brass or polished chrome

standards and certification

 Manufactured by an ISO 9001 approved company



Fire Safety: Included on a successful fire test to BS EN1634 Part1. Assessed for use on 30 min fire doors



Type M354 - 245x42mm face fix long plate
Available in

- Latch, Lever Key, Euro & Bathroom

HOPPE Athinai M156 Series with HOPPE quick-fit connection

Lever on Type M19K Rose (Sprung)

application

- Suitable for Domestic & Light Commercial Use

features

- Supplied with wood screw fixings
- Suitable for interior doors
- Door thickness range 35 to 53mm



Supplied with HOPPE quick-fit connection

finishes

- Available in polished brass, Resista® polished brass/satin brass, polished brass/polished chrome, or polished chrome/satin stainless steel

standards and certification

 Manufactured by an ISO 9001 approved company



Fire Safety: Included on a successful fire test to BS EN1634 Part1. Assessed for use on 30 min fire doors



Type M19K - 52x11mm round rose

HOPPE Bergen M1602 Series with HOPPE quick-fit connection



Type M19K - 52x11mm round rose

Lever on Type M19K Rose (Sprung)

application

- Suitable for Domestic & Light Commercial Use

features

- Supplied with bolt through & wood screw fixings
- Suitable for interior doors
- Door thickness range 37 to 50mm



- Supplied with HOPPE quick-fit connection

finishes

- Available in polished brass/satin brass, satin brass/gun metal or polished chrome/gun metal

standards and certification



- Manufactured by an ISO 9001 approved company



- **Fire Safety:** Included on a successful fire test to BS EN1634 Part1. Assessed for use on 30 min fire doors

HOPPE Capri M1950 Series



Type M15K - 52x8mm round rose

Lever on Type M15K Rose (Sprung)

application

- Suitable for Domestic & Light Commercial Use

features

- Supplied with wood screw fixings
- Suitable for interior doors
- Suitable for door thickness up to 54mm

finishes

- Available in polished chrome/satin stainless steel, polished brass/polished chrome, satin brass/satin stainless steel, Resista® polished brass/satin brass

standards and certification



- Manufactured by an ISO 9001 approved company



- **Fire Safety:** Included on a successful fire test to BS EN1634 Part1. Assessed for use on 30 min fire doors

HOPPE Phoenix M1640 Series with HOPPE quick-fit connection

Lever on Type M19K Rose (Sprung)

application

- Suitable for Domestic & Light Commercial Use

features

- Supplied with bolt through and wood screw fixings
- Suitable for interior doors
- Door thickness range 37 to 50mm



- Supplied with HOPPE quick-fit connection

finishes

- Available in polished brass/satin brass
or polished chrome/matt chrome

standards and certification



- Manufactured by an ISO 9001 approved company



- **Fire Safety:** Included on a successful fire test to BS EN1634 Part1. Assessed for use on 30 min fire doors



Type M19K - 52x11mm round rose

HOPPE Monte Carlo Series with HOPPE quick-fit connection

Lever Set on Rose – M1550 (supplied with escutcheons)

features

- Supplied with HOPPE quick-fit connection
- Supplied with wood screw fixings
- Spring assisted furniture
- Suitable for interior doors
- Suitable for door thickness range 35mm to 44mm



- **Fire Safety:** Included on a successful fire test to BS EN1634 Part1. Assessed for use on 30 min fire doors



Type 25K 60x52x11mm rose

HOPPE Atlanta M1530 Series with HOPPE quick-fit connection



Type M23K - 52x10mm round rose

Lever on Type M23K Rose (Sprung)

application

- Suitable for Domestic & Light Commercial Use

features

- Supplied with bolt through and wood screw fixings
- Suitable for interior doors
- Door thickness range 32 to 47mm



- Supplied with HOPPE quick-fit connection

finishes

- Available in polished brass, satin brass, satin chrome or polished chrome

standards and certification



- Manufactured by an ISO 9001 approved company



- **Fire Safety:** Included on a successful fire test to BS EN1634 Part1. Assessed for use on 30 min fire doors

HOPPE Toronto M1020 Series with HOPPE quick-fit connection



Type M19K - 52x11mm round rose

Lever on Type M19K Rose (Sprung)

application

- Suitable for Domestic & Light Commercial Use

features

- Supplied with bolt through & wood screw fixings
- Suitable for interior doors
- Door thickness range 30 to 61mm



- Supplied with HOPPE quick-fit connection

finishes

- Available in polished brass, polished chrome, matt chrome

standards and certification



- Manufactured by an ISO 9001 approved company



- **Fire Safety:** Included on a successful fire test to BS EN1634 Part1. Assessed for use on 30 min fire doors

HOPPE Verona M151 Series

Lever on Type M42K Rose (Sprung & Unsprung)

application

- Suitable for Domestic & Light Commercial Use

features

- Supplied with wood screw fixings
- Suitable for interior doors
- Door thickness range 33 to 48mm



Supplied with HOPPE quick-fit connection

finishes

- Available in polished brass or Resista® polished chrome

standards and certification



Manufactured by an ISO 9001 approved company



Fire Safety: Included on a successful fire test to BS EN1634 Part1. Assessed for use on 30 min fire doors



Type M42K - 52x8mm round rose

HOPPE Paris M138L Series

Ø 19mm Lever on Type M42K Rose (Sprung & Unsprung)

application

- Suitable for Domestic & Light Commercial Use

features

- Supplied with bolt through fixings
- Suitable for interior doors
- Suitable for door thickness up to 47mm

finishes

- Available in polished brass

standards and certification



Manufactured by an ISO 9001 approved company



Fire Safety: Included on a successful fire test to BS EN1634 Part1. Assessed for use on 30 min fire doors



Type M42K - 52x8mm round rose

ARRONE® AR5000/AR5001 Series Victorian Straight & Scrolled Lever Furniture



AR5000 Series Victorian Straight Lever Furniture

application

- Suitable for Domestic Use Only

features

- Supplied with wood screw fixings
- Sprung furniture
- Suitable for interior doors
- Suitable for door thicknesses up to 44mm

finishes

- Available in polished brass, polished chrome, satin chrome

ARRONE® AR5000/AR5001 Series Victorian Straight & Scrolled Lever Furniture



AR5001 Series Victorian Scrolled Lever Furniture

application

- Suitable for Domestic Use Only

features

- Supplied with wood screw fixings
- Sprung furniture
- Suitable for interior doors
- Suitable for door thicknesses up to 44mm

finishes

- Available in polished brass, polished chrome, satin chrome

ARRONE® AR461 Grade 316 Stainless Steel Furniture - Brass PVD finish

AR461: 19mm Return to Door Lever on 52mm x 8mm Rose (Sprung)

application

- Suitable for Commercial Use

features

- Grub screw fixing onto 8mm x 100mm spindle
- Suitable for 40mm to 50mm door thickness
- Longer spindles are available to suit 54mm thick doors

finishes

- Available in PVD brass finish

standards and certification



Quality & Performance: Successfully type tested to all the requirements of BS EN1906: 2002 Grade 3 (Test reports/certificates are available on request).

3	7	-	1*	1	4	0	B
---	---	---	----	---	---	---	---



Manufactured by an ISO 9001 Registered Company



Fire Safety: Included on a successful fire test to BS EN1634 Part1. Assessed for use on 30 min & 1 hour timber and 4 hours on steel doors



Conformity Statement: This product satisfies the dimensional recommendations contained within BS8300:2009 for Lever Handles. However the product alone does not give full compliance to BS8300 and consideration must be given to other installed hardware on the doorset.



Lever on ø52mm rose

AR461: Ø 19mm Return to Door Lever on Concealed Fix Rectangular Plate (Sprung & Unsprung)

application

- Suitable for Commercial Use

features

- Grub screw fixing onto 8mm x 100mm spindle
- Suitable for 40mm to 50mm door thickness
- Longer spindles are available to suit 54mm thick doors

finishes

- Available in PVD brass finish

standards and certification



Manufactured by an ISO 9001 Registered Company



Conformity Statement: This product satisfies the dimensional recommendations contained within BS8300:2009 for Lever Handles. However the product alone does not give full compliance to BS8300 and consideration must be given to other installed hardware on the doorset.



160x40mm rectangular coverplate

Available in

- Latch, Lever Key, Euro, Oval & Bathroom

HOPPE Marseille Series EX1138Z (Grade 316 Stainless Steel)



Type E42K - 52x8mm round rose

Lever on Type E42K Rose (Sprung)

application

- Suitable for Commercial Use

features

- Heavy duty springing
- Laser welding on neck of lever for heavy duty operation
- Supplied with two 5mm bolt through fixings giving stronger, more secure fixing alleviating the need for grub screw into lever neck
- Over 90 ° full operation of lever, which can take up any “play” in oversized lock followers
- Supplied with 8mm x 125mm full profile spindle (680092)
- Suitable for 40mm to 45mm door thickness
- Longer spindles available for thicker doors: See end of this section
- LRV Rating: HOPPE F69 (SSS) Finish LRV of 42.63

standards and certification



Quality & Performance: Successfully type tested to all the requirements of EN1906: 2002 Grade 2 (Test reports/certificates are available on request)

2	6	-	0	1	4	0	A
---	---	---	---	---	---	---	---



Manufactured by an ISO 9001 Registered Company



Conformity Statement: This product satisfies the dimensional recommendations contained within BS8300:2009 for Lever Handles. However the product alone does not give full compliance to BS8300 and consideration must be given to other installed hardware on the doorset.

HOPPE Verona Series EX1800Z (Grade 316 Stainless Steel)

Lever on Type E42K Rose (Sprung)

application

- Suitable for Commercial Use

features

- Heavy duty springing
- Laser welding on neck of lever for heavy duty operation
- Supplied with two 5mm bolt through fixings giving stronger, more secure fixing alleviating the need for grub screw into lever neck
- Over 90 ° full operation of lever, which can take up any "play" in oversized lock followers
- Supplied with 8mm x 125mm full profile spindle (680092)
- Suitable for 40mm to 45mm door thickness
- Longer spindles available for thicker doors: See end of this section
- LRV Rating: HOPPE F69 (SSS) Finish LRV of 42.63



Type E42K - 52x8mm round rose

standards and certification



Quality & Performance: Successfully type tested to all the requirements of EN1906: 2002 Grade 2 (Test reports/certificates are available on request)

2	6	-	0	1	4	0	A
---	---	---	---	---	---	---	---



Manufactured by an ISO 9001 Registered Company

HOPPE Las Vegas Series EX1440Z (Grade 316 Stainless Steel)



Type E42K - 52x8mm round rose

Lever on Type E42K Rose (Sprung)

application

- Suitable for Commercial Use

features

- Heavy duty springing
- Laser welding on neck of lever for heavy duty operation
- Supplied with two 5mm bolt through fixings giving stronger, more secure fixing alleviating the need for grub screw into lever neck
- Over 90 ° full operation of lever, which can take up any "play" in oversized lock followers
- Supplied with 8mm x 125mm full profile spindle (680092)
- Suitable for 40mm to 45mm door thickness
- Longer spindles available for thicker doors: See end of this section
- LRV Rating: HOPPE F69 (SSS) Finish LRV of 42.63

standards and certification



Quality & Performance: Successfully type tested to all the requirements of EN1906: 2002 Grade 2 (Test reports/certificates are available on request)

2	6	-	0	1	4	0	A
---	---	---	---	---	---	---	---



Manufactured by an ISO 9001 Registered Company

ARRONE® Grade 316 Stainless Steel Furniture

AR361: 20mm or AR362: 22mm Return to Door
Lever on 6mm or 8mm Round Rose, Stainless
Steel Underplate (Sprung & Unsprung)

application

- Suitable for Commercial Use

features

- Available in 6mm or 8mm Roses
- Available in either sprung or unsprung versions
- Supplied with both wood screw and bolt through fixings
- Suitable for 40mm to 50mm door thickness
- Longer spindles are available to suit 54mm thick doors

finishes

- Available in satin or polished stainless steel

standards and certification



Quality & Performance: Successfully type tested to all the requirements of EN1906: 2002 Grade 3 (Test reports/certificates are available on request).
NOTE: The classification shown is for the sprung version. Unsprung versions have a "U" in digit 8

3	7	-	1*	1	4	0	B
---	---	---	----	---	---	---	---



Manufactured by an ISO 9001 Registered Company



Fire Safety: Included on a successful fire test to BS EN1634 Part1. Assessed for use on 30 min & 1 hour timber doors and 4 hours on steel doors



Conformity Statement: This product satisfies the dimensional recommendations contained within BS8300:2009 for Lever Handles. However the product alone does not give full compliance to BS8300 and consideration must be given to other installed hardware on the doorset.



52x6mm or 8mm round rose (AR361 - 20mm)
52x6mm round rose (AR362 - 22mm)

ARRONE® Grade 316 Stainless Steel Furniture



180x42mm concealed fix coverplate

Available in

- Latch, Lever Key, Euro, Oval & Bathroom

AR361: Ø 19mm Return to Door Lever on Concealed Fix Rectangular Plate (Sprung & Unsprung)

application

- Suitable for Commercial Use

features

- Supplied with both wood screw and bolt through fixings
- Suitable for 40mm to 50mm door thickness
- 178mm x 40mm backplate
- Longer spindles are available to suit 54mm thick doors

finishes

- Available in satin or polished stainless steel

standards and certification



Manufactured by an ISO 9001 Registered Company

Conformity Statement: This product satisfies the dimensional recommendations contained within BS8300:2009 for Lever Handles. However the product alone does not give full compliance to BS8300 and consideration must be given to other installed hardware on the doorset.



ø52x6mm or 8mm round rose

AR363: Ø 20mm Straight Lever on 6mm or 8mm Round Rose, Stainless Steel Underplate (Sprung & Unsprung)

application

- Suitable for Commercial Use

features

- Supplied with both wood screw and bolt through fixings
- Suitable for 40mm to 50mm door thickness
- Longer spindles are available to suit 54mm thick doors

finishes

- Available in satin or polished stainless steel

standards and certification



Quality & Performance: Successfully type tested to all the requirements of EN1906: 2002 Grade 3 (Test reports/certificates are available on request).
NOTE: The classification shown is for the sprung version. Unsprung versions have a "U" in digit 8

3	7	-	1*	1	4	0	B
---	---	---	----	---	---	---	---



Manufactured by an ISO 9001 Registered Company



Fire Safety: Included on a successful fire test to BS EN1634 Part1. Assessed for use on 30 min & 1 hour timber doors and 4 hours on steel doors

ARRONE® Grade 316 Stainless Steel Furniture

AR364: Ø 20mm Mitred Lever on 6mm
or 8mm Round Rose, Stainless Steel
Underplate (Sprung & Unsprung)

application

- Suitable for Commercial Use

features

- Supplied with both wood screw and bolt through fixings
- Suitable for 40mm to 50mm door thickness
- Longer spindles are available to suit 54mm thick doors

finishes

- Available in satin or polished stainless steel

standards and certification



Quality & Performance: Successfully type tested to all the requirements of EN1906: 2002 Grade 3 (Test reports/certificates are available on request).
NOTE: The classification shown is for the sprung version. Unsprung versions have a "U" in digit 8

3	7	-	1*	1	4	0	B
---	---	---	----	---	---	---	---



Manufactured by an ISO 9001 Registered Company



Fire Safety: Included on a successful fire test to BS EN1634 Part1. Assessed for use on 30 min & 1 hour timber doors and 4 hours on steel doors



ø52x6mm or 8mm round rose

AR365: Scrolled Solid Stainless Steel
Lever on 6mm Round Rose, Stainless Steel
Underplate (Sprung)

application

- Suitable for Commercial Use

features

- Supplied with both wood screw and bolt through fixings
- Suitable for 40mm to 50mm door thickness
- Longer spindles are available to suit 54mm thick doors

finishes

- Available in satin or polished stainless steel

standards and certification



Manufactured by an ISO 9001 Registered Company



Fire Safety: Included on a successful fire test to BS EN1634 Part1. Assessed for use on 30 min & 1 hour timber doors and 4 hours on steel doors



ø52x6mm round rose

ARRONE® Grade 316 Stainless Steel Furniture



Ø52x6mm round rose

AR366: Ø 20mm T-Bar Lever on 6mm Round Rose, Stainless Steel Underplate (Sprung & Unsprung)

application

- Suitable for Commercial Use

features

- Supplied with both wood screw and bolt through fixings
- Suitable for 40mm to 50mm door thickness
- Longer spindles are available to suit 54mm thick doors

finishes

- Available in satin or polished stainless steel

standards and certification



Quality & Performance: Successfully type tested to all the requirements of EN1906: 2002 Grade 3 (Test reports/certificates are available on request).
NOTE: The classification shown is for the sprung version. Unsprung versions have a "U" in digit 8

3	7	-	1*	1	4	0	B
---	---	---	----	---	---	---	---



Manufactured by an ISO 9001 Registered Company



Fire Safety: Included on a successful fire test to BS EN1634 Part1. Assessed for use on 30 min & 1 hour timber doors and 4 hours on steel doors



Ø52x6mm round rose

AR367: Ø 20mm Curved T-Bar Lever on 6mm Rose (Sprung)

application

- Suitable for Commercial Use

features

- Supplied with both wood screw and bolt through fixings
- Suitable for 40mm to 50mm door thickness
- Longer spindles are available to suit 54mm thick doors

finishes

- Available in satin or polished stainless steel

standards and certification



Quality & Performance: Successfully type tested to all the requirements of EN1906: 2002 Grade 3 (Test reports/certificates are available on request)

3	7	-	1*	1	4	0	B
---	---	---	----	---	---	---	---



Manufactured by an ISO 9001 Registered Company



Fire Safety: Included on a successful fire test to BS EN1634 Part1. Assessed for use on 30 min & 1 hour timber doors and 4 hours on steel doors

ARRONE® Grade 316 Stainless Steel Furniture

AR368: Ø 20mm Wave T-Bar Lever on 6mm Rose (Sprung)

application

- Suitable for Commercial Use

features

- Supplied with both wood screw and bolt through fixings
- Suitable for 40mm to 50mm door thickness
- Longer spindles are available to suit 54mm thick doors

finishes

- Available in satin or polished stainless steel

standards and certification



Quality & Performance: Successfully type tested to all the requirements of EN1906: 2002 Grade 3 (Test reports/certificates are available on request)

3	7	-	1*	1	4	0	B
---	---	---	----	---	---	---	---



Manufactured by an ISO 9001 Registered Company



Fire Safety: Included on a successful fire test to BS EN1634 Part1. sessed for use on 30 min & 1 hour timber doors and 4 hours on steel doors



ø52x6mm round rose

AR369: Ø 20mm Curved Lever on 6mm Rose (Sprung)

application

- Suitable for Commercial Use

features

- Supplied with both wood screw and bolt through fixings
- Suitable for 40mm to 50mm door thickness
- Longer spindles are available to suit 54mm thick doors

finishes

- Available in satin or polished stainless steel

standards and certification



Quality & Performance: Successfully type tested to all the requirements of EN1906: 2002 Grade 3 (Test reports/certificates are available on request)

3	7	-	1*	1	4	0	B
---	---	---	----	---	---	---	---



Manufactured by an ISO 9001 Registered Company



Fire Safety: Included on a successful fire test to BS EN1634 Part1. Assessed for use on 30 min & 1 hour timber doors and 4 hours on steel doors



ø52x6mm round rose

ARRONE® Grade 304 Stainless Steel Furniture



ø52x6mm round rose

AR961: Ø 19mm Return to Door Lever on 6mm Round Rose, Stainless Steel Underplate (Sprung & Unsprung)

application

- Suitable for Commercial Use

features

- Available in 6mm Rose
- Available in either sprung or unsprung versions
- Supplied with both wood screw and bolt through fixings
- Suitable for 40mm to 50mm door thickness
- Longer spindles are available to suit 54mm thick doors

finishes

- Available in satin stainless steel

standards and certification



Quality & Performance: Successfully type tested to all the requirements of EN1906: 2002 Grade 3 (Test reports/certificates are available on request).
NOTE: The clasification shown is for the sprung version. Unsprung versions have a "U" in digit 8

3	7	-	1*	1	4	0	B
---	---	---	----	---	---	---	---



Manufactured by an ISO 9001 Registered Company



Fire Safety: Included on a successful fire test to BS EN1634 Part1. Assessed for use on 30 min & 1 hour timber doors and 4 hours on steel doors



Conformity Statement: This product satisfies the dimensional recommendations contained within BS8300:2009 for Lever Handles. However the product alone does not give full compliance to BS8300 and consideration must be given to other installed hardware on the doorset.

ARRONE® Grade 304 Stainless Steel Furniture

AR963: Ø 19mm Straight Lever on 6mm Round Rose, Stainless Steel Underplate (Sprung)

application

- Suitable for Commercial Use

features

- Supplied with both wood screw and bolt through fixings
- Suitable for 40mm to 50mm door thickness
- Longer spindles are available to suit 54mm thick doors

finishes

- Available in satin stainless steel

standards and certification



Quality & Performance: Successfully type tested to all the requirements of EN1906: 2002 Grade 3 (Test reports/certificates are available on request).

3	7	-	1*	1	4	0	B
---	---	---	----	---	---	---	---



Manufactured by an ISO 9001 Registered Company



Fire Safety: Included on a successful fire test to BS EN1634 Part1. Assessed for use on 30 min & 1 hour timber doors and 4 hours on steel doors



ø52x6mm round rose

AR964: Ø 19mm Mitred Lever on 6mm Round Rose, Stainless Steel Underplate (Sprung)

application

- Suitable for Commercial Use

features

- Supplied with both wood screw and bolt through fixings
- Suitable for 40mm to 50mm door thickness
- Longer spindles are available to suit 54mm thick doors

finishes

- Available in satin stainless steel

standards and certification



Quality & Performance: Successfully type tested to all the requirements of EN1906: 2002 Grade 3 (Test reports/certificates are available on request).

3	7	-	1*	1	4	0	B
---	---	---	----	---	---	---	---



Manufactured by an ISO 9001 Registered Company



Fire Safety: Included on a successful fire test to BS EN1634 Part1. Assessed for use on 30 min & 1 hour timber doors and 4 hours on steel doors



ø52x6mm round rose

ARRONE® Grade 304 Stainless Steel Furniture



Ø52x6mm round rose

AR966: Ø 19mm T-Bar Lever on 6mm Round Rose, Stainless Steel Underplate (Sprung)

application

- Suitable for Commercial Use

features

- Supplied with both wood screw and bolt through fixings
- Suitable for 40mm to 50mm door thickness
- Longer spindles are available to suit 54mm thick doors

finishes

- Available in satin stainless steel

standards and certification



Quality & Performance: Successfully type tested to all the requirements of EN1906: 2002 Grade 3 (Test reports/certificates are available on request).

3	7	-	1*	1	4	0	B
---	---	---	----	---	---	---	---



Manufactured by an ISO 9001 Registered Company



Fire Safety: Included on a successful fire test to BS EN1634 Part1. Assessed for use on 30 min & 1 hour timber doors and 4 hours on steel doors



Ø52x6mm round rose

AR967: Ø 19mm Curved T-Bar Lever on 6mm Round Rose (Sprung)

application

- Suitable for Commercial Use

features

- Supplied with both wood screw and bolt through fixings
- Suitable for 40mm to 50mm door thickness
- Longer spindles are available to suit 54mm thick doors

finishes

- Available in satin stainless steel

standards and certification



Quality & Performance: Successfully type tested to all the requirements of EN1906: 2002 Grade 3 (Test reports/certificates are available on request)

3	7	-	1*	1	4	0	B
---	---	---	----	---	---	---	---



Manufactured by an ISO 9001 Registered Company



Fire Safety: Included on a successful fire test to BS EN1634 Part1. Assessed for use on 30 min & 1 hour timber doors and 4 hours on steel doors

HOPPE Paris Series – K138

AR600: Ø 21mm Steel Cored Lever on Type 15K Round Rose (Unsprung)

application

- Suitable for Commercial Use

features

- Spring cassettes available
- Supplied with wood screw fixings
- Suitable for 38mm to 47mm door thickness

finishes

- Available in 11 RAL colours (see guide to finishes)

standards and certification

 Manufactured by an ISO 9001 Registered Company



Fire Safety: Included on a successful fire test to BS EN1634 Part1. Assessed for use on 30 min & 1 hour fire doors



Conformity Statement: This product satisfies the dimensional recommendations contained within BS8300:2009 for Lever Handles. However the product alone does not give full compliance to BS8300 and consideration must be given to other installed hardware on the doorset.



Type 15K - 52x8mm round rose

AR600: Ø 21mm Steel Cored Lever on Type 353K Radiused Plate (Unsprung)

application

- Suitable for Commercial Use

features

- Supplied with wood screw fixings
- Suitable for 38mm to 47mm door thickness

finishes

- Available in 11 RAL colours (see guide to finishes)

standards and certification

 Manufactured by an ISO 9001 Registered Company



Conformity Statement: This product satisfies the dimensional recommendations contained within BS8300:2009 for Lever Handles. However the product alone does not give full compliance to BS8300 and consideration must be given to other installed hardware on the doorset.



Type 353K - 165x46mm radiused concealed fix plate
Available in

- Latch, Lever Key, Euro, Oval & Bathroom

HOPPE Paris Series – K138



**Type 202K - 165x46mm concealed
fix rectangular plate**

Available in

- Latch, Lever Key, Euro, Oval & Bathroom

AR600: Ø 21mm Steel Cored Lever on Type
202K Rectangular Plate (Unsprung)

application

- Suitable for Commercial Use

features

- Supplied with wood screw fixings
- Suitable for 38mm to 47mm door thickness

finishes

- Available in 11 RAL colours (see guide to finishes)

standards and certification





Manufactured by an ISO 9001 Registered Company



Conformity Statement: This product satisfies the dimensional recommendations contained within BS8300:2009 for Lever Handles. However the product alone does not give full compliance to BS8300 and consideration must be given to other installed hardware on the doorset.

Escutcheon Reference Chart

Lever Series	Lever Finish	Lever Key	Euro	Blank
Aluminium				
All Levers	SAA	AR200/26	AR200/27	AR200/30
Grade 316 Stainless Steel				
All Levers 6mm Rose	SSS or PSS	AR361/66	AR361/67	AR361/70
All Levers 8mm Rose	SSS or PSS	AR361/26	AR361/27	AR361/30
Grade 304 Stainless Steel				
All Levers 6mm Rose	SSS or PSS	AR961/66	AR961/67	
Brass				
AR461 PVD Series	PVD Brass	AR461/26	AR461/27	AR461/30
Istanbul	PB, SB, PC, SC	M17KS -OB	M17KS -PZ	M17KS -UG
Havanna	PB, PC, SC	M42KS-OB	M42KS-PZ	M42KS-UG
Las Palmas	PB, PC, SC	M42KS-OB	M42KS-PZ	M42KS-UG
Vicenza	PB, PC, SC	M42KS-OB	M42KS-PZ	M42KS-UG
Acapulco	SB, PC, SC		M18KS (PZ)	
Wien	PB	M15KS-OB	M15KS-PZ	M15KS-UG
Rodos	PB, PC, SC	M23KS-OB	M23KS-PZ	M23KS-UG
Athinai	PC/SSS	E19KS-OB	E19KS-PZ	E19KS-UG
Athinai	PB, PB/PC, PB/SB	M19KS-OB	M19KS-PZ	M19KS-UG
Bergen	SB/F9, PC/F9	19KS-OB	19KS-PZ	19KS-UG
Bergen	PB/SB	M19KS-OB	M19KS-PZ	M19KS-UG
Capri	PC/SSS, SB/SSS	E15KS-OB	E15KS-PZ	E15KS-UG
Capri	PB/PC	M15KS-OB	M15KS-PZ	M15KS-UG
Phoenix	PB/SB, PC/SC	M19KS-OB	M19KS-PZ	M19KS-UG
Monte Carlo	PB	M25KS-OB	M25KS-PZ	M25KS-UG
Atlanta	PB	M23KS-OB	M23KS-PZ	M23KS-UG
Sydney	PB, SB, PC, SC	M42KS-OB	M42KS-PZ	M42KS-UG
Toronto	PB, PC, MC	M19KS-OB	M19KS-PZ	M19KS-UG
Verona	PB, PC	M42KS-OB	M42KS-PZ	M42KS-UG
Paris	PB	M42KS-OB	M42KS-PZ	M42KS-UG
Nylon				
Paris	11 RAL Colours	AR600/26	AR600/27	AR600/30
Anti-Ligature				
Anti-Ligature	SSS	AR3901/26	AR3901/27	AR3901/30



42S, AR200, AR600



AR361, AR961



19S



E15S, M15S



M23KS



M42KS/AR461
(AR200)



M17KS



K15S (AR600)



M18KS (PZ)



M25KS



AR3901

HOPPE & ARRONE® Escutcheons, Indicators & Turns

Indicators & Turns Reference Chart

Lever Series	Lever Finish	Turn With Indicator	Turn Without Indicator	Disabled Turn With Indicator	Disabled Turn Without Indicator
Aluminium					
All Levers	SAA	AR200/29		AR200/29D	
Grade 316 Stainless Steel					
All Levers 6mm Rose	SSS or PSS	AR361/69	AR361/79	AR361/69D	AR361/79D
All Levers 8mm Rose	SSS or PSS	AR361/29	AR361/39	AR361/29D	AR361/39D
Grade 304 Stainless Steel					
All Levers 6mm Rose	SSS	AR961/69		AR961/69D	
Brass					
AR461 PVD Series	PVD Brass	AR461/29			
Istanbul	PB, SB, PC, SC		M17KS-SK/OL		
Havanna	PB, PC, SC	AR461/29	M42KS-SK/OL	AR490/39D	
Las Palmas	PB, PC, SC	AR461/29	M42KS-SK/OL	AR490/39D	
Vicenza	PB, PC, SC	AR461/29	M42KS-SK/OL	AR490/39D	
Acapulco	SB, PC, SC		M18KS-SK/OL		
Wien	PB		M15KS-SK/OL		
Rodos	PB, PC, SC		M23KS-SK/OL		
Athinaï	PC/SSS		E19KS-SK/OL		
Athinaï	PB, PB/PC, PB/SB		M19KS-SK/OL		
Bergen	SB/F9, PC/F9		19KS-SK/OL		
Bergen	PB/SB		M19KS-SK/OL		
Capri	PC/SSS, SB/SSS		E15KS-SK/OL		
Capri	PB/PC		M15KS-SK/OL		
Phoenix	PB/SB, PC/SC		M19KS-SK/OL		
Monte Carlo	PB		M25KS-SK/OL		
Atlanta	PB		M23KS-SK/OL		
Sydney	PB, SB, PC, SC	AR461/29	M42KS-SK/OL	AR490/39D	
Toronto	PB, PC, MC		M19KS-SK/OL		
Verona	PB, PC	AR461/29	M42KS-SK/OL	AR490/39D	
Paris	PB	AR461/29	M42KS-SK/OL	AR490/39D	
Nylon					
Paris	11 RAL Colours	AR600/29		AR600/29D	
Anti-Ligature					
Anti-Ligature	SSS	AR3901/29			



AR200/29



AR200/29D



AR361/69, AR961/69



AR361/79



AR361/69D, AR961/69D



AR361/79D



E19S-SK/OL



M19S-SK/OL



AR461/29



E15S-SK/OL



M42S-SK/OL



M17KS-SK/OL



AR490/39D



M23KS-SK/OL



AR600/29



AR600/29D



M18KS-SK/OL



AR3901/29

HOPPE & ARRONE® Pull Handles

Pull handles are available in a wide variety of diameters, lengths, applications and finishes. The following tables will enable the user to correctly choose which type is required.

Step 1 Product number:

Choose from the menu. It will always start AR followed by a number depending on type. Example; AR202 if 20mm diameter concealed fix required. (note that with some handles there is only one choice).

Step 2 Length:

Choose from the menu.

Step 3 Fixing:

Choose CF, BF or BB from the menu.

Step 4 Rose thickness:

Choose from the menu (only needed for the AR3616 pull handle).

Step 5 Finish:

Choose from the menu.

HOPPE Aluminium Straight Pull Handles (‘D’ Handles)

Available in the following variants

- 20mm or 22mm diameters
- 150mm, 225mm, 300mm, 425mm centres
- Concealed Fix, Bolt Fix & Back-to-Back Fix
- Finishes: HOPPE F1 finish LRV: 60

202	20mm ø Concealed Fix				
203	20mm ø Bolt Fix				
204	20mm ø Back-to-Back Fix				
222	22mm ø Concealed Fix	CF	Concealed Fix		
223	22mm ø Bolt Fix	BF	Bolt Fix		
224	22mm ø Back-to-Back Fix	BB	Back-to-Back Fix		
AR	/	H	/	-	SAA
		150	mm Centres		
		225	mm Centres		
		300	mm Centres		
		425	mm Centres		



CF
ø 52mm Rose



BF
BB

Pull Handles

HOPPE & ARNONE® Pull Handles



CF
ø 52mm Rose



BF
BB

ARRONE® Aluminium Straight Pull Handles ('D' Handles)

Available in the following variants

- 19mm or 22mm diameters
- 150mm, 225mm, 300mm, 425mm & 600mm centres
- Concealed Fix, Bolt Fix & Back-to-Back Fix
- Finishes: SAA

202	19mm ø Concealed Fix			
203	19mm ø Bolt Fix			
203	19mm ø Concealed/Bolt Fix			
204	19mm ø Back-to-Back Fix	CF/BF	Concealed / Bolt Fix	
222	22mm ø Concealed Fix	CF	Concealed Fix	
223	22mm ø Bolt Fix	BF	Bolt Fix	
224	22mm ø Back-to-Back Fix	BB	Back-to-Back Fix	
AR	/		-	SAA
		150	mm Centres	
		225	mm Centres	
		300	mm Centres	
		425	mm Centres	
		600	mm Centres	

ARRONE® Aluminium Straight Pull Handles ('D' Handles) Screw Fix on Plate

Available in the following variants

- 19mm & 22mm diameter
- 150mm, 225mm & 300mm centres
- Face fix only
- Finishes: SAA

205	19mm ø Face Fix			
225	22mm ø Face Fix			
AR	/	FF	-	SAA
		150	mm Centres	
		225	mm Centres	
		300	mm Centres	



HOPPE & ARRONE® Pull Handles

ARRONE® Grade 316 Stainless Steel Straight Pull Handles ('D' Handles)

Available in the following variants

- 19mm or 22mm diameters
- 150mm, 225mm, 300mm, 425mm & 600mm centres
- Concealed Fix, Bolt Fix & Back-to-Back Fix
- Concealed Fix in 6mm or 8mm Deep Rose
- Finishes: Satin or polished

		CF/BF	Concealed / Bolt Fix			
		CF	Concealed Fix			
		BF	Bolt Fix			
		BB	Back-to-Back Fix			
					SSS	PSS
AR 3616 /	19	mm ø				
	22	mm ø				
	150	mm Centres	6	mm Rose (CF)		
	225	mm Centres	8	mm Rose (CF)		
	300	mm Centres				
	425	mm Centres				
	600	mm Centres				



BF
BB



CF
ø 52mm Rose

ARRONE® Grade 316 Stainless Steel "T" Bar Pull Handles

Available in the following variants

- 19mm diameter only
- 225mm, 300mm, 425mm & 600mm centres
- Bolt Fix & Back-to-Back Fix
- Finishes: Satin or polished

		BF	Bolt Fix			
		BB	Back-to-Back Fix			
					SSS	PSS
AR 3617 /	19	mm ø				
	225	mm Centres				
	300	mm Centres				
	425	mm Centres				
	600	mm Centres				



BF
BB

Pull Handles

HOPPE & ARNONE® Pull Handles



BF
BB

ARRONE® Grade 316 Stainless Steel Front Entrance Pull Handles

Available in the following variants

- AR 3625: 25mm diameter, 425mm, 600mm & 1000mm centres
- AR 3626: 32mm diameter, 600mm, 1200mm, 1800mm centres
- Bolt Fix, Back-to-Back
- Collars available to make inline pull handles cranked
- Please specify if timber or glass door fixing is required (timber door fixings supplied as standard)
- Finishes: Satin

		BF	Bolt Fix
		BB	Back-to-Back Fix
AR 3625	/	-	SSS
	425	mm Centres	
	600	mm Centres	
	1000	mm Centres	

		BF	Bolt Fix
		BB	Back-to-Back Fix
AR 3626	/	-	SSS
	600	mm Centres	
	1200	mm Centres	
	1800	mm Centres	



BF
BB



CF
ø 52mm Rose

ARRONE® Grade 304 Stainless Steel Straight Pull Handles ('D' Handles)

Available in the following variants

- 19mm diameter only
- 150mm, 225mm, 300mm, 425mm & 600mm centres
- Concealed Fix, Bolt Fix & Back-to-Back Fix
- Concealed Fix in 6mm Deep Rose
- Finishes: Satin or polished

		CF	Concealed Fix
		BF	Bolt Fix
		BB	Back-to-Back Fix
AR 9616	/ 19 /	-	SSS
	225	mm Centres	
	300	mm Centres	
	425	mm Centres	

HOPPE & ARRONE® Pull Handles

HOPPE Brass Straight Pull Handles (‘D’ Handles)

Available in the following variants

- 150mm, 225mm, 300mm, 425mm & 600mm centres
- Concealed Fix, Bolt Fix & Back-to-Back Fix
- Finishes: PB, PC, SC

AR	/ H /		
		CF	Concealed Fix
		BF	Bolt Fix
		BB	Back-to-Back Fix
			–
	150	mm Centres	PB
	225	mm Centres	CP
	300	mm Centres	SCP
	425	mm Centres	PVD
	600	mm Centres	



BF
BB



CF
ø 52mm Rose

ARRONE® Stainless Steel Straight Pull Handles (‘D’ Handles)

Available in the following variants

- 19mm diameter
- 150mm, 225mm, 300mm, 425mm & 600mm centres
- Concealed Fix, Bolt Fix & Back-to-Back Fix
- Finishes: PB, PC, SC, Brass PVD (base material is stainless steel)

	402	19mm ø Concealed Fix	CF	Concealed Fix
	403	19mm ø Bolt Fix	BF	Bolt Fix
	404	19mm ø Back-to-Back Fix	BB	Back-to-Back Fix
AR	/		—	
		150	mm Centres	PB
		225	mm Centres	PC
		300	mm Centres	SC
		425	mm Centres	PVD
		600	mm Centres	



BF
BB



CF
ø 52mm Rose

Pull Handles

HOPPE & ARNONE® Pull Handles



BF
BB



CF
ø 52mm Rose

HOPPE Nylon Straight Pull Handles ('D' Handles)

Available in the following variants

- 23mm diameter
- 34mm diameter, 225mm, 300mm, 425mm & 600mm centres
- Concealed Fix, Bolt Fix & Back-to-Back Fix
- Finishes: 11 RAL Colours (see guide to finishes)



Fire Safety: Included on a successful fire test to BS EN1634 Part1. Assessed for use on 30 min & 1 hour fire doors

		CF	Concealed Fix
		BF	Bolt Fix
		BB	Back-to-Back Fix
AR 602	/		RAL Colour
	225	mm Centres	
	300	mm Centres	
	425	mm Centres	
	600	mm Centres	

ARRONE® Architectural Accessories

AR206: cylinder pull
for rim, plain (no hole),
euro & oval cylinders

- Finishes: SAA



AR224A, C & D: 75mm
x 305mm, 350mm &
475mm finger plates

- Finishes: SAA



AR208A: 305mm x 100mm
(aperture 250mm x 50mm)
sprung letter plate

- Finishes: SAA



AR224B: 75mm x 305mm
fully radiused finger plate

- Finishes: SAA



AR208B: 345mm x 128mm
(aperture 297mm x 76mm)
sprung letter plate

- Finishes: SAA



AR225: Kicking Plate
(cut to order)

- Finishes: SAA



AR208C: 405mm x 128mm
(aperture 347mm x 76mm)
sprung letter plate

- Finishes: SAA



AR114A: 250mm Letter tidy

- Finishes: SAA



AR214W: Floor
mounted door stop

- Finishes: SAA



AR132A or B: 19mm x 150mm
or 200mm lever action flush bolt

- Finishes: SAA



AR213: 70mm projection, wall
or skirting door stop (secret fix)

- Finishes: SAA



AR122: Oval shielded door stop

- Finishes: SAA



AR217: Heavy pattern
hat and coat hook

- Finishes: SAA



AR123A or B: ø25mm or
ø41mm shielded door stop

- Finishes: SAA



AR218: Buffered hat
and coat hook

- Finishes: SAA



AR130A or B: 63mm or
76mm round rose concealed
fixing door stop

- Finishes: SAA



AR219: Heavy pattern
wardrobe hook

- Finishes: SAA



AR130C or D: 63mm or 76mm
round rose face fixing door stop

- Finishes: SAA



ARRONE® Architectural Accessories



AR162A: Ø 35mm black rubber door stop

- Finishes: Black



AR522-B: 305mm x 100mm Victorian letter plate

- Finishes: PB, PVD Brass, PC or SC



AR135A or B: 89mm or 125mm strip pattern hat and coat hook

- Finishes: SAA



AR536: 300mm x 75mm Victorian internal letter flap

- Finishes: PB, PVD Brass, PC or SC



AR136: 89mm hat and coat hook

- Finishes: SAA



AR540: 75mm face fix numeral 0 to 9 & 55mm face fix letter A to D

- Finishes: PB, PVD Brass, PC or SC



AR137: Wardrobe hook

- Finishes: SAA



AR529: Victorian rim cylinder pull

- Finishes: PB, PVD Brass, PC or SC



AR140: 50mm numeral 0 to 9 c/w drilled and countersunk holes

- Finishes: SAA



AR421A or B: 150mm or 225mm knob slide bolt

- Finishes: PB, PC or SC



AR424A, B, H : 75mm x 305mm, 350mm or 450mm square corner finger plates

- Finishes: PB, PVD Brass, PC or SC



AR549 C: 150mm silent pattern cabin hook

- Finishes: PB, PVD Brass, PC or SC



AR424D: 75mm x 350mm engraved PUSH finger plate

- Finishes: PB, PC or SC



AR531: Single coat hook

- Finishes: PB, PC or SC



AR526: 150mm or 200mm Victorian door knocker

- Finishes: PB, PVD Brass, PC or SC



AR532: Double coat hook

- Finishes: PB, PC or SC



AR522-A: 255mm x 75mm Victorian letter plate

- Finishes: PB, PVD Brass, PC or SC



AR534: Hat & coat hook

- Finishes: PB, PC or SC

ARRONE® Architectural Accessories

AR427A: Ø 30mm x 50mm
high dome shaped door stop

- Finishes: PVD Brass, PC or SC



AR427B: 75mm door stop on
45mm concealed fixing rose

- Finishes: PVD Brass, PC or SC



AR427C: 75mm door
stop secret fixing

- Finishes: PVD Brass, PC or SC



AR427D: Shielded oval door stop

- Finishes: PVD Brass, PC or SC



AR425: Kicking plates
(cut to order)

- Finishes: PB



AR306: Cylinder pull
for Rim, Plain (no hole),
Euro & Oval cylinders

- Finishes: satin or polished
stainless steel



AR317: Hat and coat hook

- Finishes: satin or polished
stainless steel



AR318: Buffered hat
and coat hook

- Finishes: satin or polished
stainless steel



AR319: Wardrobe hook

- Finishes: satin or polished
stainless steel



AR324A: 75mm x 300mm
square end, drilled and
countersunk, finger plate

- Finishes: satin or polished
stainless steel



AR324B: 75mm x 300mm
fully radiused end, drilled and
countersunk, finger plate

- Finishes: satin or polished
stainless steel



AR324P: 75mm x 330mm
square end, drilled and
countersunk, engraved
"PUSH" finger plate

- Finishes: satin or polished
stainless steel



AR325: Kicking Plate
(cut to order)

- Finishes: satin or polished
stainless steel



AR326A or B: 20mm x 200mm
or 250mm lever action flush bolt

- Finishes: satin or polished
stainless steel



AR323A: Ø 90mm
circular flush pull

- Finishes: satin or polished
stainless steel



AR323B: 102mm x 45mm
rectangular flush pull

- Finishes: satin or polished
stainless steel



AR334A: 76mm projection,
concealed fixing on wall
or skirting door stop

- Finishes: satin or polished
stainless steel



AR334B: 76mm projection,
secret fixing door stop

- Finishes: satin or polished
stainless steel



ARRONE® Architectural Accessories



AR334C: Ø 30mm x 15mm door stop

- Finishes: satin stainless steel



AR334D: Ø 57mm x 17mm door stop

- Finishes: satin or polished stainless steel



AR334E: Ø 42mm x 25mm Shielded Door Stop

- Finishes: satin or polished stainless steel



AR334F: Ø 30mm x 50mm Dome Shaped Door Stop

- Finishes: satin or polished stainless steel



AR340-CF: 75mm concealed fix numeral (0 to 9) & 75mm concealed fix letter (A to D)

- Finishes: satin or polished stainless steel



AR340-FF: 75mm face fix numeral (0 to 9) & 75mm face fix letter (A to D)

- Finishes: satin or polished stainless steel



AR335: Dust excluding socket

- Finishes: satin nickel plated or chrome plated



Pocket Main Description

- Pocket Main Body_1



AR336: Easy clean socket

- Finishes: satin stainless steel



AR612: Ø 32mm floor/wall mounted door stop 20mm projection

- Finishes: 11 RAL colours (see guide to finishes)



AR613: Ø 52mm floor/wall mounted door stop 40mm projection

- Finishes: 11 RAL colours (see guide to finishes)



AR615: Ø 52mm bell push

- Finishes: 11 RAL colours (see guide to finishes)



AR617A: Face fixing hat and coat hook (20mm wide)

- Finishes: 11 RAL colours (see guide to finishes)



AR617B: Concealed fixing hat and coat hook (20mm wide)

- Finishes: 11 RAL colours (see guide to finishes)



AR618: Face fixing coat hook (20mm wide)

- Finishes: 11 RAL colours (see guide to finishes)



AR619: Concealed fixing coat hook (20mm wide)

- Finishes: 11 RAL colours (see guide to finishes)



AR620: Ø 20mm toilet roll holder

- Finishes: 11 RAL colours (see guide to finishes)

AR620PP: Ø 20mm locking toilet roll holder (spare key AR620PP-KEY)

- Finishes: 11 RAL colours (see guide to finishes)

ARRONE® Architectural Accessories

AR626: 160mm x
220mm towel ring

- Finishes: 11 RAL colours
(see guide to finishes)



AR622A, B or C: Cabinet
Handle 10mm x 64mm, 12mm
x 96mm, 20mm x 128mm

- Finishes: 11 RAL colours
(see guide to finishes)



AR624A: 75mm x
305mm square end, self
adhesive finger plate

- Finishes: 11 RAL colours
(see guide to finishes)



AR624B: 75mm x 305mm
radiused end, self
adhesive finger plate

- Finishes: 11 RAL colours
(see guide to finishes)



AR625: Self adhesive kicking
plate – Cut to order

- Finishes: 11 RAL colours
(see guide to finishes)



AR606: Cylinder pull for
Rim, Euro & Oval cylinders

- Finishes: 11 RAL colours
(see guide to finishes)



AR610A or B: 150mm or
200mm surface door bolt

- Finishes: 11 RAL colours
(see guide to finishes)



AR610C: 19mm x 200mm
lever action flush bolt

- Finishes: 11 RAL colours
(see guide to finishes)



AR614: Wall mounted door
stop 75mm projection

- Finishes: 11 RAL colours
(see guide to finishes)



Architectural Signs

ARRONE® Architectural Signs



AR900: Ø 76mm "Keep locked shut" sign

- Finishes: SAA, SSS, PSS or PB



AR901: Ø 76mm "Fire door keep locked" sign

- Finishes: SAA, SSS, PSS or PB



AR902: Ø 76mm "Fire door keep shut" sign

- Finishes: SAA, SSS, PSS or PB



AR903M: Ø 76mm male WC sign

- Finishes: SAA, SSS, PSS or PB



AR903F: Ø 76mm female WC sign

- Finishes: SAA, SSS, PSS or PB



AR903D: Ø 76mm wheelchair accessible WC sign

- Finishes: SAA, SSS, PSS or PB



AR903U: Ø 76mm unisex WC sign

- Finishes: SAA, SSS, PSS or PB



AR911: Ø 76mm circular shower symbol

- Finishes: SSS or PSS



AR913: Ø 76mm circular baby change symbol

- Finishes: SSS or PSS



AR904: 80mm square "Keep locked shut" sign

- Finishes: SAA, SSS, PSS or PB



AR905: 80mm square "Fire door keep shut" sign

- Finishes: SAA, SSS, PSS or PB



AR906: 80mm square "Fire door keep locked" sign

- Finishes: SAA, SSS or PB



AR907: 80mm square "Fire door keep locked shut" sign

- Finishes: SAA, SSS, PSS or PB



AR915: Ø 76mm circular "Automatic fire door keep clear" sign

- Finishes: SSS or PSS

ARRONE® Architectural Signs

AR607M: 100mm x 150mm rectangular male WC sign

- Finishes: 11 RAL colours



AR916A: 80mm square "Fire door keep shut" sign

- Material: Rigid Plastic or Vinyl



AR607F: 100mm x 150mm rectangular female WC sign

- Finishes: 11 RAL colours



AR916B: 80mm square "Fire door keep locked" sign

- Material: Rigid Plastic or Vinyl



AR607D: 100mm x 150mm rectangular wheelchair accessible WC sign

- Finishes: 11 RAL colours



AR916C: 80mm square "Keep locked shut" sign

- Material: Rigid Plastic



AR607IM: 80mm x 150mm concealed fixing, international male WC sign

- Finishes: 11 RAL colours



AR916D: 80mm square "Fire door keep locked shut" sign

- Material: Rigid Plastic



AR607IF: 80mm x 150mm concealed fixing, international female WC sign

- Finishes: 11 RAL colours



AR916E: 80mm square "Fire door keep closed" sign

- Material: Rigid Plastic



AR607ID: 80mm x 150mm concealed fixing, international wheelchair accessible WC sign

- Finishes: 11 RAL colours



AR916F: 80mm square "Automatic fire door keep clear" sign

- Material: Rigid Plastic or Vinyl



AR916T: 200mm square "Fire escape keep clear" sign

- Material: Rigid Plastic



AR916U: 200mm square "Fire exit keep clear" sign

- Material: Rigid Plastic or Vinyl



Bathroom Hardware for Inclusive Design

AR763 Folding Grab Rail



Finishes

- White or Satin Stainless Steel (other finishes to order)

AR765 Grab/Towel Rail 34mm x 600mm



Finishes

- White or Satin Stainless Steel (other finishes to order)

AR764 Back rest



Finishes

- White or Satin Stainless Steel (other finishes to order)

"DOC-M" Packs



The items listed above are available in "DOC-M" Packs

- Part Number AR767 includes 1 No AR763 Folding Grab Rail, 1 No AR764 Backrest and 3 No AR765 Grab Rails
- Part Number AR768 includes 1 No AR763 Folding Grab Rail, 1 No AR764 Backrest and 4 No AR765 Grab Rails

Finishes

- White or Satin Stainless Steel (other finishes to order)

ARRONE® Facility Furniture



Large Lever on Bathroom Indicator Plate

application

- Suitable for bathroom doors where ease of operation is required
- Suitable for hinged or sliding doors
- Bolt-through fixed
- Product is handed; please state desired handing when ordering

features

- Large lever for ease of operation
- Red/white occupancy indicator
- Coin release
- Can be fitted to cubicle or flush panel doors
- Available in SAA finish

Anti-Ligature Knob and Lever Sets

AR3901 Anti-Ligature Knob Set on Rose

application

- Suitable for use on buildings where self harm and security are essential requirements such as detention centres, hospitals, young offenders centres, mental house centres and prisons.

features

- Cast grade 316 stainless steel knob set
- 10mm rose
- Supplied with spindle and anti tamper back to back fixing screws to suit doors up to 54mm thickness (longer spindles and screws available for bigger door sizes)
- No visible fixings on client side of the door
- Escutcheons and bathroom turns also available see page 44 and 45

finishes

- Available in satin stainless steel

standards and certification



Quality & Performance: Successfully type tested in accordance with the recommendations of DHF 001:2005



Fire Safety: Included in a successful fire test to BS EN1634 Part1. Assessed for use on 1 hour timber fire doors



AR3901-10-UN-SSS

Anti-Ligature Knob and Lever Sets



AR3904-10-UN-SSS

AR3904 Anti-Ligature 45° Lever Set on Rose

application

- Suitable for use on buildings where self harm and security are essential requirements such as detention centres, hospitals, young offenders centres, mental health centres and prisons.

features

- Cast grade 316 stainless steel lever set
- 10mm rose
- Supplied with spindle and anti tamper back to back fixing screws to suit doors up to 54mm thickness (longer spindles and screws available for bigger door sizes)
- No visible fixings on client side of the door
- Levers angled at 45° to restrict ligature point being gained

finishes

- Available in satin stainless steel

standards and certification



Fire Safety: Included in a successful fire test to BS EN1634 Part1. Assessed for use on 1 hour timber fire doors

Anti-Ligature Knob and Lever Sets

AR3905 Anti-Ligature Knob and Lever Set

application

- Suitable for use on buildings where self harm and security are essential requirements such as detention centres, hospitals, young offenders centres, mental house centres and prisons.

features

- Cast grade 316 stainless steel knob and lever set on rose
- 10mm rose
- Supplied with spindle and anti tamper back to back fixing screws to suit doors up to 54mm
- thickness (longer spindles and screws available for bigger door sizes)
- Levers angled at 45° to restrict ligature point being gained

finishes

- Available in satin stainless steel

standards and certification



Quality & Performance: Successfully type tested in accordance with the recommendations of DHF 001:2005



Fire Safety: Included in a successful fire test to BS EN1634 Part1. Assessed for use on 30 mins & 1 hour timber fire doors



AR3904-10-UN-SSS

AR3901-10-UN-SSS

Anti-Ligature Hardware

Anti-Ligature Knob and Lever Sets



AR3901-10-HALF-UN-SSS

AR3901 Anti-Ligature Half Knob Set on Rose

application

- Suitable for use on buildings where self harm and security are essential requirements such as detention centres, hospitals, young offenders centres, mental house centres and prisons.

features

- Cast grade 316 stainless steel half knob set
- 10mm rose
- Supplied with spindle and anti tamper back to back fixing screws to suit doors up to 54mm thickness (longer spindles and screws available for bigger door sizes)
- No visible fixings on client side of the door

finishes

- Available in satin stainless steel

standards and certification



Quality & Performance: Successfully type tested in accordance with the recommendations of DHF 001:2005



Fire Safety: Included in a successful fire test to BS EN1634 Part1. Assessed for use on 30 mins & 1 hour timber fire doors



AR3904-10-UN-SSS

AR3904 Anti-Ligature 45° Half Lever Set on Rose

application

- Suitable for use on buildings where self harm and security are essential requirements such as detention centres, hospitals, young offenders centres, mental house centres and prisons.
- Cast grade 316 stainless steel half lever set
- 10mm rose
- Supplied with spindle and anti tamper back to back fixing screws to suit doors up to 54mm thickness (longer spindles and screws available for bigger door sizes)
- No visible fixings on client side of the door
- Levers angled at 45° to restrict ligature point being gained

finishes

- Available in satin stainless steel

standards and certification



Fire Safety: Included in a successful fire test to BS EN1634 Part1. Assessed for use on 1 hour timber fire doors

Anti-Ligature Pull Handles & Flush Pulls

AR3902 Anti-Ligature Pull Handle

application

- Suitable for use on buildings where self harm and security are essential requirements such as detention centres, hospitals, young offenders centres, mental house centres and prisons.

features

- Grade 316 stainless steel flush pull
- Supplied with spindle and anti tamper back to back fixing screws to suit doors up to 54mm thickness (longer spindles and screws available for bigger door sizes)
- Face fixed plate section with recessed grip to assist with pulling door open
- Supplied as a pair (fitted offset)
- Available in the following versions: 150mm and 300mm Bolt Fix, 150mm and 300mm Back to Back

finishes

- Available in satin stainless steel

standards and certification



Quality & Performance: Successfully type tested in accordance with the recommendations of DHF 001: 2005



Fire Safety: Included in a successful fire test to BS EN1634 Part1. Assessed for use on 30 mins & 1 hour timber fire doors



AR3902

Anti-Ligature Pull Handles & Flush Pulls



AR3903-PULL-BB-SSS

AR3903 Anti-Ligature Back to Back Flush Pull Set

application

- Suitable for use on buildings where self harm and security are essential requirements such as detention centres, hospitals, young offenders centres, mental house centres and prisons.

features

- Grade 316 stainless steel flush pull
- Supplied with spindle and anti tamper back to back fixing screws to suit doors up to 54mm thickness (longer spindles and screws available for bigger door sizes)
- Face fixed plate section with recessed grip to assist with pulling door open
- Supplied as a pair (fitted offset)

finishes

- Available in satin stainless steel

standards and certification



Quality & Performance: Successfully type tested in accordance with the recommendations of DHF 001:2005

Suitable for use on up to 60min fire doors when used with intumescent backing



Fire Safety: Included in a successful fire test to BS EN1634 Part1. Assessed for use on 1 hour timber fire doors

Anti-Ligature Accessories

RT-131-100 Double Action Pivot Set

application

- Suitable for use on buildings where self harm and security are essential requirements such as detention centres, hospitals, young offenders centres, mental house centres and prisons.

features

- Top door plate chrome on brass, 110mm x 25mm x 6mm
- Top frame bracket, stainless steel, 130mm x 25mm x 6mm
- Top bracket, chrome on brass, 80mm x 52mm x 32mm x 6mm
- Bottom door plate chrome on brass, 110mm x 25mm x 6mm
- Pivot point 37mm from jamb

finishes

- BSS Brushed stainless steel



RT-H131-100

RT-131-105 Emergency Release Door Stop

application

- Suitable for use on buildings where self harm and security are essential requirements such as detention centres, hospitals, young offenders centres, mental house centres and prisons.

features

- Surface face plate
- Stainless steel
- Case stainless steel
- Screw size 40mm x No.10
- Spring action stop includes black plastic insert

finishes

- BSS Brushed stainless steel



RT-H131-105

Large Backset Lock Cases



AR910 Large Backset Mortice Lock Case

application

- Suitable for use on buildings where self harm and security are essential requirements such as detention centres, hospitals, young offenders centres, mental house centres and prisons.

features

- Case – mild steel/black powder coated finish, pierced to accept bolt through furniture and escutcheons with 38mm centres
- Backset – 80mm
- Centres – 72mm
- Latchbolt – nickel plated solid brass guided latchbolt, easily reversible without opening case
- Follower – 8mm zinc alloy follower (high copper content for additional strength) with spindle gripping feature
- Deadbolt – zinc alloy single throw with 20mm projection (high copper content for additional strength)
- Forend and striking plates available square or radius
- Suitable for sprung and unsprung lever furniture
- Satin/polished stainless steel or polished brass forend and striking plate
- 5 year guarantee



Quality & Performance: Successfully type tested to all the requirements of BS EN12209: 2003



Manufactured In Europe by an ISO 9001 Registered Company



Fire Safety: Included in a successful fire test to BS EN1634 Part1. Assessed for use on 1 hour timber fire doors



CE Marked: Certificate: 1121-CPD



Certifire Approved Product: Certificate: CF530



Conformity Statement: Meets the dimensional recommendations of BS8300 and Approved Document 'M'.

Large Backset Lock Cases

AR913 Mortice Bathroom Lock Case

application

features

- Case – mild steel/black powder coated finish, pierced to accept bolt through furniture and escutcheons with 38mm centres
- Backset – 80mm
- Centres – 78mm
- Latchbolt – nickel plated solid brass guided latchbolt, easily reversible without opening case
- Follower – 8mm zinc alloy follower (high copper content for additional strength) with spindle gripping feature
- Deadbolt – zinc alloy single throw with 20mm projection (high copper content for additional strength)
- 8mm Bathroom turn follower with 5mm adaptor supplied
- Forend and striking plates available square or radius
- Suitable for sprung and unsprung lever furniture
- Satin/polished stainless steel or polished brass forend and striking plate
- 5 year guarantee

standards and certification



Quality & Performance: Tested to the requirements of BS EN12209: 2003



Fire Safety: Included in a successful fire test to BS EN1634 Part1. Assessed for use on 30 mins & 1 hour timber fire doors



Large Backset Lock Cases



AR916 Euro Profile Mortice Rollerbolt Lock Case

application

- Suitable for use on buildings where self harm and security are essential requirements such as detention centres, hospitals, young offenders centres, mental house centres and prisons.

features

- Case – mild steel/black powder coated finish, pierced to accept bolt through furniture and escutcheons with 38mm centres
- Backset – 80mm
- Centres – 72mm
- Rollerbolt – nickel plated solid brass guided rollerbolt, easily reversible and adjustable without opening case
- Deadbolt – zinc alloy single throw with 20mm projection (high copper content for additional strength)
- Forend and striking plates available square or radius
- Double lipped rollerbolt strikes available separately
- Suitable for sprung and unsprung lever furniture
- Satin/polished stainless steel or polished brass forend and striking plate
- 5 year guarantee

standards and certification



Quality & Performance: Tested to the requirements of BS EN12209: 2003

Anti-Ligature Hinges

H102-300 Anti-Ligature Hinge

application

- Suitable for use on buildings where self harm and security are essential requirements such as detention centres, hospitals, young offenders centres, mental house centres and prisons.

features

- Maximum adjusted door weight 120kg
- Minimum door thickness 44mm



Quality & Performance: Successfully type tested for conformity to all the requirements of BS EN1935:2002 Grade 13

4	7	6	1	1	4	0	13
---	---	---	---	---	---	---	----



CE Marked: Certificate: 1121-CPD-AC0063



Certifire Approved Product: Certificate: CF209



RT-H102-300

Door Closer Selection Chart

	Max Size 3	Max Size 4	Max Size 4	Max Size 4	Max Size 4
Product	AR450	AR6800	AR6900	AR8200	AR8500
Power Size	3	2 to 4	2 to 4	2 to 4	2 to 4
Power Adjustment Method	Fixed Power	Template	Template	Template	Template
Max Door Width (When Fitted in Fig 1)	950mm	1100mm	1100mm	1100mm	1100mm
Max Door Width (When Fitted in Fig 6)	950mm	950mm	950mm	950mm	950mm
Max Door Width (When Fitted in Fig 61)	950mm	950mm	950mm	950mm	950mm
Max Door Weight (When Fitted in Fig 1)	60kg	80kg	80kg	80kg	80kg
Max Door Weight (When Fitted in Fig 6)	60kg	60kg	60kg	60kg	60kg
Max Door Weight (When Fitted in Fig 61)	60kg	60kg	60kg	60kg	60kg
Mechanism Type	Rack & Pinion	Rack & Pinion	Rack & Pinion	Rack & Pinion	Rack & Pinion
BS8300 / 'ADM' Minimum Door Width	N/A	N/A	N/A	950mm (Fig 1)	950mm (Fig 1)
CE Marked	Yes - Certificate AD0178	Yes - Certificate AD0095	Yes - Certificate AD0095	Yes - Certificate AD0118	Yes - Certificate AD0118
Certifire	Yes - Certificate CF603	Yes - Certificate CF503	Yes - Certificate CF503	Yes - Certificate CF295	Yes - Certificate CF295
Timber Door Fire Rating to BS EN1634-1	Yes - 30, 60 & 120 Mins	Yes - 30, 60 & 120 Mins	Yes - 30, 60 & 120 Mins	Yes - 30, 60 & 120 Mins	Yes - 30, 60 & 120 Mins
Metal Door Fire Rating to BS EN1634-1	No	No	No	No	No
Tested to BS EN1154/BS EN 1155	Yes	Yes	Yes	Yes	Yes
BSEN 1154/BSEN 1155 Classification	4 8 3 1* 1 3 (Fig 1 & 61)	3 8 4/2 1* 1 3 (Fig 1)	3 8 4/2 1* 1 3 (Fig 1)	3 8 4/2 1* 1 3 (Fig 1 & 61)	3 8 4/2 1* 1 3 (Fig 1 & 61)
	3 8 3 1* 1 3 (Fig 6)	3 8 3 1* 1 3 (Fig 6 & 61)	3 8 3 1* 1 3 (Fig 6 & 61)	3 8 3 1* 1 3 (Fig 6)	3 8 3 1* 1 3 (Fig 6)
Mechanical Guarantee	Yes - 10 Years	Yes - 10 Years	Yes - 10 Years	Yes - 10 Years	Yes - 10 Years
Electrical Guarantee	N/A	N/A	N/A	N/A	N/A
Universal Application Fig 1, Fig 6, Fig 61	Yes	Yes	Yes	Yes	Yes
Backcheck	No	No	No	Optional	Optional
Delayed Action	No	No	No	No	No
Adjustable Latch Action	Yes (Fig 1 Only)	Yes (Fig 1 & 61 Only)	Yes (Fig 1 & 61 Only)	Yes (Fig 1 & 61 Only)	Yes (Fig 1 & 61 Only)
Arm Type	Adjustable	Adjustable	Adjustable	Adjustable	Adjustable
Slide Arm Option	No	No	No	No	No
Stand Open Arm (Hold Open)	No	No	No	Yes	Yes
Drop Plate	No	No	No	No	No
Rectangular Cover	No	No	No	No	No
Radius Cover	No	No	No	No	No
Slimline Cover	No	No	No	No	Yes
Designer Cover	No	No	Yes	No	Yes
Matching Arms	Yes	Yes	Yes	Yes	Yes
Finishes	SE, GE	SE, GE	SE, GE, PB, SSS, PSS, RAL	SE, GE, PB, SSS, PSS	SE, GE, PB, SSS, PSS, RAL

These products can satisfy the opening force recommendations of BS8300 & Approved Document 'M' when fitted to a door of the minimum stated width according to 3rd party test data. However, other installed hardware, door seals & differential air pressures will affect the products "as fitted" performance meaning that the door closer alone cannot allow compliance to BS8300 & ADM.

Door Closer Selection Chart

Max Size 4	Max Size 4	Max Size 5	Max Size 5	Max Size 5	Max Size 6	Max Size 6
AR3500	AR1998	AR5200	AR5500	AR8300	AR9200	AR9500
2 to 4	3 to 4 (24v DC)	2 to 5	2 to 5	2 to 5	2 to 6	2 to 6
Spring	Template	Size 2 Template, Size 3-5 Spring	Size 2 Template, Size 3-5 Spring	Spring	Spring	Spring
1100mm	1100mm	1250mm	1250mm	1250mm	1400mm	1400mm
1100mm	N/A	1100mm	1100mm	N/A	1250mm	1250mm
1100mm	N/A	1250mm	1250mm	N/A	1400mm	1400mm
80kg	80kg	100kg	100kg	100kg	120kg	120kg
80kg	N/A	80kg	80kg	N/A	100kg	100kg
80kg	N/A	100kg	100kg	N/A	120kg	120kg
Rack & Pinion	Cam & Roller Electro Mag	Rack & Pinion	Rack & Pinion	Cam & Roller	Rack & Pinion	Rack & Pinion
938mm (Fig 1)	825mm (Fig 1)	930mm (Fig 1)	930mm (Fig 1)	825mm (Fig 1)	867mm (Fig 1), 772mm (Fig 6)	867mm (Fig 1), 772mm (Fig 6)
Yes - Certificate AD0009	Yes - Certificate AE0017	Yes - Certificate AD0239	Yes - Certificate AD0239	Yes - Certificate AD0136	Yes - Certificate AD0162	Yes - Certificate AD0162
Yes - Certificate CF294	Yes - Certificate CF494	Yes - Certificate CF695	Yes - Certificate CF695	Yes - Certificate CF494	Yes - Certificate CF566	Yes - Certificate CF566
Yes - 30, 60 & 120 Mins	Yes - 30, 60 & 120 Mins	Yes - 30, 60 & 120 Mins	Yes - 30, 60 & 120 Mins	Yes - 30, 60 & 120 Mins	Yes - 30, 60 & 120 Mins	Yes - 30, 60 & 120 Mins
No	No	No	No	No	240 Mins	240 Mins
Yes	Yes	Yes	Yes	Yes	Yes	Yes
3 8 4/2 1" 1 4 (Fig 1, Fig 6 & Fig 61)	3 8 4 1" 1 3 (Fig 1)	4 8 5/2 1" 1 3 (Fig 1 & 61)	4 8 5/2 1" 1 3 (Fig 1 & 61)	4 8 5/2 1" 1 3 (Fig 1)	4 8 6/2 1" 1 3 (Fig 1)	4 8 6/2 1" 1 3 (Fig 1)
		4 8 4/3 1" 1 3 (Fig 6)	4 8 4/3 1" 1 3 (Fig 6)	4 8 4/2 1" 1 3 (Fig 61)	4 8 5/2 1" 1 3 (Fig 6)	4 8 5/2 1" 1 3 (Fig 6)
					4 8 6/3 1" 1 3 (Fig 61)	4 8 6/3 1" 1 3 (Fig 61)
Yes - 10 Years	Yes - 10 Years	Yes - 10 Years	Yes - 10 Years	Yes - 10 Years	Yes - 10 Years	Yes - 10 Years
N/A	Yes - 2 Years	N/A	N/A	N/A	N/A	N/A
Yes	No	Yes	Yes	Yes	Yes	Yes
Standard	No	Standard	Standard	Optional	Standard	Standard
*Standard	No	*Optional	*Optional	*Optional	*Optional	*Optional
Yes	Yes	Yes (Fig 1 & 61 Only)	Yes (Fig 1 & 61 Only)	Yes	Yes (Fig 1 & 61 Only)	Yes (Fig 1 & 61 Only)
Adjustable	Adjustable	Adjustable	Adjustable	Fixed	Adjustable	Adjustable
No	No	No	No	*Optional	No	No
Yes	No	Optional	Optional	Yes	No	No
Yes	No	Yes	Yes	No	No	No
Yes	No	No	No	No	No	No
Yes	Yes	No	No	No	No	No
No	No	No	Yes	No	No	No
Yes	Yes	No	No	Yes	No	Yes
Yes	Yes	Yes	Yes	Yes	Yes	Yes
SE, GE, PB, SSS, PSS, RAL	SE, GE, PB, SSS, PSS, RAL	SE, GE, PB, SSS, PSS	SE, GE, PB, SSS, PSS, RAL	All	SE, GE, PB, SSS, PSS	SE, GE, PB, SSS, PSS, RAL

*Features marked with the asterisk indicate that the product falls outside of its CE Marking and Certifire Approval with this feature in use.

ARRONE® Architectural Plus High Efficiency Door Closers

ARRONE® 8300 Series Door Closer



ARRONE® Plus AR8300 Size 2 to 5 Door Closer



Power Size 2-5 Spring Adjustable

application

- A cam and roller mechanism door closer combined with the elegant 'designer' metal cover, makes the AR8300 Series ideal for use on many high frequency doors in public buildings such as hospitals, nursing homes, surgeries and schools along with other commercial applications where style, finish and performance are required.

features

- Suitable for doors up to 1250mm wide /100kg weight (When fitted in Fig 1)
- Cam and roller mechanism
- Adjustable closing speed and latch action
- Supplied with flatform arm
- Supplied with metal designer cover
- Backcheck Optional
- Delayed Action Optional * (see door closer selection chart)
- Slide Arm Optional * (see door closer selection chart)
- Stand Open Arm (Hold Open) Optional: Not Suitable for Fire Doors

standards and certification



Quality & Performance: Successfully type tested for conformity to all the requirements of BS EN1154: 1997

Fig 1	4	8	5 2	1*	1	3
-------	---	---	--------	----	---	---



Manufactured by an ISO 9001 Registered Company



Fire Safety: Included in a successful fire test to BS EN1634 Part1. Assessed for use on 30 min, 1 hour & 2 hour fire doors



CE Marked: Certificate: 1121-CPD-AD0136



Certifire Approved Product: Certificate CF494



Conformity Statement: This product can satisfy the opening force recommendations of BS8300 and Approved Document "M" when fitted in Fig 1 to a minimum door width of 825mm according to 3rd party test data. However, other installed hardware, door seals & differential air pressures will affect the products "as fitted" performance meaning that the door closer alone cannot allow compliance to BS8300 & ADM.

finishes

- Cover: Silver, Gold, Polished Brass, Polished & Satin Stainless Steel/Chrome, 11 RAL Colours
- Arm: Black, Silver, Polished Brass, Polished & Satin Stainless Steel/Chrome, 11 RAL Colours

ARRONE® 3500 Series Door Closer

Power Size 2-4 Spring Adjustable

application

- The popular ARRONE® Plus 3500 series door closer combines the much sort after options of backcheck, Closing Speed & Latching Action within the standard unit, providing the flexibility often required at installation. The AR3500 offers a choice of three metal covers, rectangular, radius and designer all available in a wide range of finishes and colours and is suitable for high frequency commercial applications.

features

- Suitable for use on doors up to 1100mm wide/80kg weight
- Rack and pinion mechanism
- Universal Application (Fig 1, Fig 6 & Fig 61)
- Adjustable easy fix snap arm
- Supplied with either designer, rectangular or radius metal cover
- Delayed action * (see door closer selection chart)
- Backcheck
- Adjustable closing speed and latch action

standards and certification



Quality & Performance: Successfully type tested for conformity to all the requirements of BS EN1154: 1997

Fig 1, Fig 6 & Fig 61	3	8	4 2	1*	1	4
-----------------------	---	---	--------	----	---	---



Manufactured by an ISO 9001 Registered Company



Fire Safety: Included in a successful fire test to BS EN1634 Part1. Assessed for use on 30 min, 1 hour & 2 hour fire doors



CE Marked: Certificate: 1121-CPD-AD0009



Certifire Approved Product: Certificate CF294



Conformity Statement: This product can satisfy the opening force recommendations of BS8300 and Approved Document "M" when fitted in Fig 1 to a minimum door width of 938mm according to 3rd party test data. However, other installed hardware, door seals & differential air pressures will affect the products "as fitted" performance meaning that the door closer alone cannot allow compliance to BS8300 & ADM.

finishes

- Cover: Silver, Gold, Polished Brass, Polished & Satin Stainless/Chrome, RAL colours
- Arms: Black, Silver, Polished Brass, Polished & Satin Stainless/Chrome, RAL colours



ARRONE® Plus AR3500 Size 2 to 4 Door Closer



Rectangular Cover

ARRONE® Architectural Plus High Efficiency Door Closers

ARRONE® 9200 / 9500 Series Door Closer



AR9500

Power Size 2-6 Spring Adjustable

application

- A powerful yet elegant looking closer designed to meet a wide range of applications. The slide cover gives easy access to the adjustment valves.

features

- Suitable for use on doors up to 1400mm wide/120kg weight (When fitted in Fig 1 & Fig 61)
- Extruded aluminium body
- Slide cover (AR9200 model only)
- Rack & pinion mechanism
- Universal Application (Fig 1, Fig 6 & Fig 61)
- Backcheck
- Adjustable closing speed and latch action with thermo constant valves
- Delayed Action Optional * (see door closer selection chart)
- Designer stainless steel cover (AR9500 model only)
-

standards and certification



Quality & Performance: Successfully type tested for conformity to all the requirements of BS EN 1154: 1997

Fig 1	4	8	$\frac{6}{2}$	1*	1	3
Fig 6	4	8	$\frac{5}{2}$	1*	1	3
Fig 61	4	8	$\frac{6}{3}$	1*	1	3



Manufactured by an ISO 9001 Registered Company



Fire Safety: Included in a successful fire test to BS EN1634 Part1. Assessed for use on 30 min, 1 hour & 2 hour timber fire doors and 4 hours on steel doors



CE Marked: Certificate: 1121-CPD-AD0162



Certifire Approved Product: Certificate CF566



Conformity Statement: This product can satisfy the opening force recommendations of BS8300 & Approved Document 'M' when fitted to a door width of 867mm (Fig 1) & 772mm (Fig 6) according to 3rd party test data. However, other installed hardware, door seals & differential air pressures will affect the products "as fitted" performance meaning that the door closer alone cannot allow compliance to BS8300 & ADM.

finishes

- AR9200: Silver, Gold, Polished Brass, Polished & Satin Stainless Steel/Chrome
- AR9500: Silver, Gold, Polished Brass, Polished & Satin Stainless Steel/Chrome, 11 RAL colours

ARRONE® 8200 / 8500 Series Door Closer

Power Size 2-4 Template Adjustable

application

- The new AR8200 Series unit combined with our new 'mini-designer' or 'slimline' cover (AR8500) will enhance the appearance of many medium frequency doors in public buildings and other commercial applications where style finish and performance are required.

features

- Suitable for use on doors up to 1100mm wide/80kg weight (When fitted in Fig 1 & 61)
- Extruded aluminium body
- Rack & pinion mechanism
- Universal Application (Fig 1, Fig 6 & Fig 61)
- Backcheck optional
- Adjustable easy fix snap arm
- Adjustable closing speed and latch action
- Designer metal cover or slimline cover (AR8500 model only)

standards and certification



Quality & Performance: Successfully type tested for conformity to all the requirements of BS EN1154: 1997

Fig 1 & 61	3	8	4 2	1*	1	3
Fig 6	3	8	3	1*	1	3



Manufactured by an ISO 9001 Registered Company



Fire Safety: Included in a successful fire test to BS EN1634 Part1. Assessed for use on 30 min, 1 hour & 2 hour fire doors



CE Marked: Certificate: 1121-CPD-AD0118



Certifire Approved Product: Certificate CF295



Conformity Statement: This product can satisfy the opening force recommendations of BS8300 and Approved Document "M" when fitted in Fig 1 to a minimum door width of 950mm according to 3rd party test data. However, other installed hardware, door seals & differential air pressures will affect the products "as fitted" performance meaning that the door closer alone cannot allow compliance to BS8300 & ADM.

finishes

- AR8200 (matching arms): Silver, Gold, PB, SSS, PSS
- AR8500 (black or matching arms): Silver, Gold, Polished Brass, Polished Stainless Steel/Chrome, Satin Stainless Steel/Chrome and RAL Colours.



AR8500

ARRONE® Architectural Plus High Efficiency Door Closers

ARRONE® 5200 / 5500 Series Door Closer



AR5500

Power Size 2 - 5 Spring Adjustable (Size 2 Template Adjustable)

application

- A rack and pinion mechanism door closer combined with the new elegant 'slimline' cover (AR5500), makes the AR5200/AR5500 Series ideal for use on many high frequency doors in public buildings.

features

- Suitable for doors up to 1250mm wide /100kg weight (When Fitted in Fig 1)
- Rack and pinion mechanism
- Universal application (Fig 1, Fig 6 & Fig 61)
- Detachable & fixed adjustable slimline arms available
- Adjustable closing speed and latch action
- Backcheck
- Delayed Action Optional * (see door closer selection chart)
- Supplied with Slimline cover (AR5500 model only)

standards and certification



Quality & Performance: Successfully type tested for conformity to all the requirements of BS EN1154: 1997

Fig 1	4	8	5 2	1*	1	4
Fig 6	3	8	4 3	1*	1	4
Fig 61	4	8	4 2	1*	1	4



Manufactured by an ISO 9001 Registered Company



Fire Safety: Included in a successful fire test to BS EN1634 Part1. Assessed for use on 30 min, 1 hour & 2 hour fire doors



CE Marked: Certificate: 1121-CPD-AD0239



Certifire Approved Product: Certificate CF695



Conformity Statement: This product can satisfy the opening force recommendations of BS8300 & Approved Document 'M' when fitted to a door width of 930mm (Fig 1) & 867mm (Fig 6) according to 3rd party test data. However, other installed hardware, door seals & differential air pressures will affect the products "as fitted" performance meaning that the door closer alone cannot allow compliance to BS8300 & ADM.

finishes

- AR5200 (matching arms): Silver, Gold, PB, SSS, PSS
- AR5500 (black or matching arms): Silver, Gold, Polished Brass, Polished Stainless Steel/Chrome, Satin Stainless Steel/Chrome and RAL Colours.

ARRONE® 1998 Series Electromagnetic Door Closer

Power size 3-4 Template Adjustable

application

- Ideal for use in Hospitals, Nursing and Convalescent Homes. Often used in conjunction with a detector/ alarm system. When used in hold open or swing free application the door will automatically close upon the activation of the fire alarm or power failure.

features

- Suitable for use on doors up to 1100mm wide/80kg weight
- Extruded aluminium body
- Cam and roller mechanism
- On site selection of either swing free or hold open application
- Adjustable arm
- Adjustable closing speed and latch action
- Voltage 24v DC (requires a transformer)
- Radius or designer metal cover

standards and certification



Quality & Performance: Successfully type tested for conformity to all the requirements of BS EN 1155: 1997

Fig 1	3	8	4	1*	1	3
-------	---	---	---	----	---	---



Manufactured by an ISO 9001 Registered Company



Fire Safety: Included in a successful fire test to BS EN1634 Part1. Assessed for use on 30 min, 1 hour & 2 hour fire doors



CE Marked: Certificate: 1121-CPD-AE0017



Certifire Approved Product: Certificate CF494



Conformity Statement: This product can satisfy the opening force recommendations of BS8300 and Approved Document "M" when fitted in Fig 1 to a minimum door width of 825mm according to 3rd party test data. However, other installed hardware, door seals & differential air pressures will affect the products "as fitted" performance meaning that the door closer alone cannot allow compliance to BS8300 & ADM.

finishes

- Cover: Silver, Gold, Polished Brass, Polished & Satin Stainless/Chrome, RAL Colours
- Arms: Silver, Gold, Polished Brass, Polished & Satin Stainless/Chrome, RAL Colours



Designer Cover

ARRONE® 450 Series Door Closer



Fixed Power Size 3

application

- Versatile, entry level closer, fully performance and fire tested unit where competitive pricing is important

features

- Suitable for doors up to 950mm wide/60kg weight
- Diecast body
- Rack and pinion mechanism
- Universal application (Fig 1, Fig 6 & Fig 61)
- Adjustable easy fix snap arm
- Adjustable closing speed and latch action
- Available in Silver or Gold with matching arms

standards and certification



Quality & Performance: Successfully type tested for conformity to all the requirements of BS EN 1154: 1997

Fig 1 & 61	4	8	3	1*	1	3
Fig 6	3	8	3	1*	1	3



Manufactured by an ISO 9001 Registered Company



Fire Safety: Included in a successful fire test to BS EN1634 Part1. Assessed for use on 30 min, 1 hour & 2 hour fire doors



CE Marked: Certificate: 1121-CPD-AD0178



Certifire Approved Product: Certificate CF603

finishes

- Silver & Gold

ARRONE® 6800 / 6900 Series Door Closer

Power Size 2-4 Template Adjustable

application

- This traditional contract unit (AR6800) is widely used in many light frequency commercial applications (especially fire doors) where performance and reliability is required.
- The addition of our 'mini-designer' metal cover (AR6900) further enhances this popular closer.

features

- Suitable for use on doors 1100mm maximum / 80kg weight (When fitted in Fig 1)
- Rack & Pinion Mechanism
- Universal Application (Fig 1, Fig 6 & Fig 61)
- Adjustable easy fix snap arm
- 6800 - Matching armset
- 6900 - Black arm or matching arm
- Adjustable Closing Speed / Latch Action

standards and certification



Quality & Performance: Successfully type tested for conformity to all the requirements of BS EN 1154: 1997

Fig 1	3	8	4 2	1*	1	3
Fig 6 & 61	3	8	3	1*	1	3



Manufactured by an ISO 9001 Registered Company



Fire Safety: Included in a successful fire test to BS EN1634 Part1. Assessed for use on 30 min, 1 hour & 2 hour fire doors



CE Marked: Certificate: 1121-CPD-AD0095



Certifire Approved Product: Certificate CF503

finishes

- AR6800: Silver, Gold
- AR6900: Silver, Gold, Polished Brass, Polished & Satin Stainless/Chrome, RAL Colours



AR6900

ARRONE® AR226 Door Selector/ Co-ordinator Mk2



application

- The ARRONE® door selector enables a pair of self-closing doors with rebated meeting stiles to close in correct sequence automatically, no matter which door is opened first, maintaining the fire resistant seal.

features

standards and certification



Quality & Performance: Successfully type tested (1,000,000 cycles) in accordance with BS EN1158:1997 & A1:2003

3	5	5	0	1	0
		3			

finishes

- Satin anodised aluminium

ARRONE® AR880 Single Panic Bolt

application

- Suitable for single doors up to 2440mm height x 1220mm wide (extended top shoots available) or second opening leaf of double door set with rebated meeting stiles - See AR888.
- SUITABLE FOR USE IN OPEN PUBLIC AREAS (in accordance with BS EN 1125: 2008)

features

- Automatic top trip
- Two-point locking
- Diecast control boxes
- Follower on main box for use with ARRONE® locking attachments
- Anti-thrust device preventing leverage of top and bottom shoots
- Round tubular steel shoots
- Self handing
- Supplied with "W" clip for use with a rim cylinder on external side
- "Push Bar To Open" signage supplied

finishes

- Silver
- Gold
- Black
- Polished Brass
- Polished Stainless Steel – Polished Chrome
- Satin Stainless Steel – Satin Chrome
- RAL colours to special order only

guarantee

- Supported by a 2 Year Guarantee

standards and certification



Quality & Performance: Successfully type tested to all the requirements of BS EN 1125: 2008

3	7	6	B	1	4	2	2	A	A
---	---	---	---	---	---	---	---	---	---



Fire Safety: Included in a successful fire test to BS EN 1634 Part1. For use on 30 min fire doors



CE Marked: Certificate: 1121-CPD-AAA005



ARRONE® AR882 Reversible Panic Latch



application

- Suitable for single doors or first opening leaf of double doors with rebated meeting stiles - See AR888.
- Suitable for single doors up to 1220mm wide.
- SUITABLE FOR USE IN OPEN PUBLIC AREAS (in accordance with BS EN 1125: 2008)

features

- Single-point locking
- Diecast control boxes
- Follower on main box for use with ARRONE® locking attachments
- Oval steel pushbar
- Fully reversible
- Supplied with "W" clip for use with a rim cylinder on external side
- "Push Bar To Open" signage supplied

finishes

- Silver
- Gold
- Black
- Polished Brass
- Polished Stainless Steel – Polished Chrome
- Satin Stainless Steel – Satin Chrome
- RAL colours to special order only

guarantee

- Supported by a 2 Year Guarantee

standards and certification



Quality & Performance: Successfully type tested to all the requirements of BS EN 1125: 2008

3	7	6	B	1	4	2	2	A	A
---	---	---	---	---	---	---	---	---	---



Fire Safety: Included in a successful fire test to BS EN 1634 Part1. For use on 30 min fire doors



CE Marked: Certificate: 1121-CPD-AAA005

ARRONE® AR884 Push Pad Single Panic Bolt

application

- Suitable for single doors up to 2440mm high.
- Please Note: AR884 push pad panic bolt SHOULD NOT BE USED IN OPEN PUBLIC AREAS (in accordance with BS EN 179: 2008)

features

- Maintains all of the feature benefits of the AR880 Single Panic Bolt with the exception of the Cross Bar Operator which is replaced with a Push Pad
- Recommended as a replacement for AR883 when additional security is required
- "Push Pad To Open" signage supplied
- Round tubular steel shoots

finishes

- Silver
- Gold
- Black
- Polished Brass
- Polished and Satin Stainless Steel
- RAL Colours to special order only

guarantee

- Supported by a 2 Year Guarantee

standards and certification



Quality & Performance: Successfully type tested to all the requirements of BS EN 179: 2008

3	7	6	B	1	4	3	2	B	B
---	---	---	---	---	---	---	---	---	---



Fire Safety: Included in a successful fire test to BS EN 1634 Part1. For use on 30 min fire doors



CE Marked: Certificate: 1121-CPD-ABB015



ARRONE® Panic & Emergency Exit Hardware

ARRONE® AR883 Reversible Push Pad



application

- Suitable for single doors.
- Please Note: AR883 reversible push pad SHOULD NOT BE USED IN OPEN PUBLIC AREAS (in accordance with BS EN 179: 2008)

features

- Single point locking
- Diecast control boxes
- Follower on main box for use with AR885 locking attachment
- Reversible
- “Push Pad To Open” signage supplied
- Suitable for any door width

finishes

- Silver
- Gold
- Black
- Polished Brass,
- Polished and Satin Stainless
- Steel/Chrome
- RAL Colours to special order only

guarantee

- Supported by a 2 Year Guarantee

standards and certification



Quality & Performance: Successfully type tested to all the requirements of BS EN 179: 2008

3	7	6	B	1	4	3	2	B	B
---	---	---	---	---	---	---	---	---	---



Fire Safety: Included in a successful fire test to BS EN 1634 Part1. For use on 30 min fire doors



CE Marked: Certificate: 1121-CPD-ABB015

ARRONE® AR888 Combination Unit for Double Rebated Doors

application

- To be used on double rebated door sets with each single door leaf up to 2440mm high x 1220mm wide. SUITABLE FOR USE IN OPEN PUBLIC AREAS (in accordance with BS EN 1125: 2008)
- Please note: For double NON rebated plain edge doors fit 2 x AR880 single panic bolts

comprises

- AR880 single panic bolt
- AR882 reversible panic latch
- AR887 double door striking plate
- "Push Bar To Open" signage
- For full product details please refer to the individual product pages in this brochure.

finishes

- Silver
- Gold
- Black
- Polished Brass
- Polished and Satin Stainless Steel
- RAL Colours to special order only

guarantee

- Supported by a 2 Year Guarantee

standards and certification



Quality & Performance: Successfully type tested to all the requirements of BS EN 1125: 2008

3	7	6	B	1	4	2	2	A	A
---	---	---	---	---	---	---	---	---	---



Fire Safety: Included in a successful fire test to BS EN 1634 Part1. For use on 30 min fire doors



CE Marked: Certificate: 1121-CPD-AAA005



ARRONE® Panic & Emergency Exit Hardware

ARRONE® AR885 & AR885K Outside Access Devices



AR885



AR885

application

- Suitable only for use with the ARRONE® Panic & Emergency Exit Hardware Range. AR880, AR882, AR883, AR884, AR888.
- Tested as part of both single and double door sets in accordance with BS EN 179: 2008 and BS EN 1125: 2008

features

- Back to back fixing with the internal device prevents unsightly drill holes only when fitted with ARRONE® Panic & Emergency Exit Hardware
- Diecast control boxes
- AR885 lift up pad handle designed to snap when excessive force is applied
- AR885K unique hexagonal knob design
- Both models available without cylinder. (Order AR886 or AR886K)
- Supplied with 8mm x 90mm spindle

finishes

- Silver
- Satin Stainless Steel
- Gold
- Black
- Please note metallic finishes are not recommended for external use, but are available to special order.

guarantee

- Supported by a 2 Year Guarantee

standards and certification



Fire Safety: Included in a successful fire test to BS EN 1634 Part1. For use on 30 min fire doors

ARRONE® AR990 Single Panic Bolt

application

- Suitable for single doors with plain meeting stiles up to 2440mm high x 1220mm wide (extended shoots available) or second opening leaf of double door set with rebated meeting stiles - See AR998.
- SUITABLE FOR USE IN OPEN PUBLIC AREAS (in accordance with BS EN1125: 2008)

features

- EFC (Easy-Fix Clip) Mounting device - Secured by a screw the EFC allows the control box to be perfectly positioned, considerably reducing the overall fitting time of the unit
- Two point locking (Top & Bottom)
- Anti-thrust device fitted to top & bottom shoots
- Round tubular steel up & down shoots
- Automatic top & Bottom trip
- Steel control box - concealed fixing with slimline diecast cover
- Oval steel pushbar
- Two way follower action
- "W" clip supplied allowing operation externally by a conventional rim cylinder
- "Push Bar To Open" signage supplied

finishes

- Silver
- Gold
- Black
- Polished Brass
- Polished Stainless Steel
- Satin Stainless Steel
- RAL colours to special order only

guarantee

- Supported by a 2 Year Guarantee

standards and certification



Quality & Performance: Successfully type tested to all the requirements of BS EN1125: 2008

3	7	6	B	1	3	2	2	A	A
---	---	---	---	---	---	---	---	---	---



Fire Safety: Included in a successful fire test to BS EN 1634 Part1. For use on 30 min fire doors



CE Marked: Certificate: 1121-CPD-AAA008



ARRONE® AR992 Reversible Panic Latch



application

- Suitable for single doors or first opening leaf of double door set with rebated meeting stiles - See AR998.
- Suitable for single doors up to 1220mm wide.
- SUITABLE FOR USE IN OPEN PUBLIC AREAS (in accordance with BS EN1125: 2008)

features

- EFC (Easy-Fix Clip) Mounting device - Secured by a screw the EFC allows the control box to be perfectly positioned, considerably reducing the overall fitting time of the unit
- Single point locking
- Steel control box - concealed fixing with slimline diecast cover
- Oval steel pushbar
- Two way follower action
- Fully reversible
- "W" clip supplied allowing operation externally by a conventional rim cylinder
- "Push Bar To Open" signage supplied

finishes

- Silver
- Gold
- Black
- Polished Brass
- Polished Stainless Steel
- Satin Stainless Steel
- RAL colours to special order only

guarantee

- Supported by a 2 Year Guarantee

standards and certification



Quality & Performance: Successfully type tested to all the requirements of BS EN1125: 2008

3	7	6	B	1	3	2	2	A	A
---	---	---	---	---	---	---	---	---	---



Fire Safety: Included in a successful fire test to BS EN 1634 Part1. For use on 30 min fire doors



CE Marked: Certificate: 1121-CPD-AAA008

ARRONE® AR994 Single Push Pad Panic Bolt

application

- Suitable for single doors up to 2440mm high.
The AR994 Single Push Pad Panic Bolt should
NOT BE USED IN OPEN PUBLIC AREAS
(in accordance with BS EN 179: 2008)

features

- EFC (Easy-Fix Clip) Mounting device - Secured by a screw the EFC allows the control box to be perfectly positioned, considerably reducing the overall fitting time of the unit
- Two point locking (Top & Bottom)
- Anti - Thrust device
- Round tubular steel up & down shoots
- Automatic top & Bottom trip
- Steel control box - concealed fixing with slimline diecast cover
- Two way follower action
- "W" clip supplied allowing operation externally by a conventional rim cylinder
- "Push Pad To Open" signage supplied

finishes

- Silver
- Gold
- Black
- Polished Brass
- Polished Stainless Steel
- Satin Stainless Steel
- RAL colours to special order only

guarantee

- Supported by a 2 Year Guarantee

standards and certification



Quality & Performance: Successfully type tested to all the requirements of BS EN179 : 2008

3	7	6	B	1	3	2	2	B	B
---	---	---	---	---	---	---	---	---	---



Fire Safety: Included in a successful fire test to BS EN 1634 Part1. For use on 30 min fire doors



CE Marked: Certificate: 1121-CPD-ABB017



ARRONE® AR993 Reversible Push Pad



application

- Suitable for single doors or the first opening leaf of double doors with rebated meeting stiles. The AR993 reversible push pad should NOT BE USED IN OPEN PUBLIC AREAS (in accordance with BS EN 179: 2008)

features

- EFC (Easy-Fix Clip) Mounting device - Secured by a screw the EFC allows the control box to be perfectly positioned, considerably reducing the overall fitting time of the unit
- Single point locking
- Steel control box - concealed fixing with slimline diecast cover
- Two way follower action
- Fully reversible
- "W" clip supplied allowing operation externally by a conventional rim cylinder
- "Push Pad To Open" signage supplied

finishes

- Silver
- Gold
- Black
- Polished Brass
- Polished Stainless Steel
- Satin Stainless Steel
- RAL colours to special order only

guarantee

- Supported by a 2 Year Guarantee

standards and certification



Quality & Performance: Successfully type tested to all the requirements of BS EN 179: 2008

3	7	6	B	1	3	2	2	B	B
---	---	---	---	---	---	---	---	---	---



Fire Safety: Included in a successful fire test to BS EN 1634 Part1. For use on 30 min fire doors



CE Marked: Certificate: 1121-CPD-ABB017

ARRONE® AR998 Combination Unit for Double Rebated Doors

application

- Suitable for use on double rebated door sets with each single door up to 2440mm high x 1220mm wide.
- SUITABLE FOR USE IN OPEN PUBLIC AREAS (in accordance with BS EN1125: 2008)
- Please note: For double NON rebated plain edge doors fit 2 x AR990

features

- The AR998 Combination Unit consists of:
- 1 x AR990 single panic bolt
- 1 x AR992 reversible panic latch
- 1 x AR997 double door striking plate
- "Push Bar To Open" signage
- For full product details please refer to the individual product pages in this brochure

finishes

- Silver
- Gold
- Black
- Polished Brass
- Polished Stainless Steel
- Satin Stainless Steel
- RAL colours to special order only

guarantee

- Supported by a 2 Year Guarantee

standards and certification



Quality & Performance: Successfully type tested to all the requirements of BS EN 1125: 2008

3	7	6	B	1	3	2	2	A	A
---	---	---	---	---	---	---	---	---	---



Fire Safety: Included in a successful fire test to BS EN 1634 Part1. For use on 30 min fire doors



CE Marked: Certificate: 1121-CPD-AAA008



ARRONE® Panic & Emergency Exit Hardware

ARRONE® AR995K External Locking Attachment



application

- Suitable for use on double rebated door sets with each single door up to 2440mm high x 1220mm wide.
- SUITABLE FOR USE IN OPEN PUBLIC AREAS (in accordance with BS EN1125: 2008)
- Please note: For double NON rebated plain edge doors fit 2 x AR990

features

- The AR998 Combination Unit consists of:
- 1 x AR990 single panic bolt
- 1 x AR992 reversible panic latch
- 1 x AR997 double door striking plate
- "Push Bar To Open" signage
- For full product details please refer to the individual product pages in this brochure

finishes

- Silver
- Gold
- Black
- Polished Brass
- Polished Stainless Steel
- Satin Stainless Steel
- RAL colours to special order only

guarantee

- Supported by a 2 Year Guarantee

standards and certification



Fire Safety: Included in a successful fire test to BS EN 1634 Part1. For use on 30 min fire doors

ARRONE® Architectural Mortice Lock Cases

Euro Profile Mortice Escape Lock

application

- Suitable for timber and steel doors hinged on either the right or left which require key operation externally with a single action escape function internally.

features

- Case – mild steel/black powder coated finish, pierced to accept bolt through furniture and escutcheons with 38mm centres
- Backset – 60mm
- Centres – 72mm
- Latchbolt – nickel plated solid brass guided latchbolt, easily reversible without opening case
- Follower – 8mm split follower with self locating plate to allow easy reversibility of the escape function. Follower made from sintered steel for additional strength and durability
- Deadbolt – zinc alloy single throw with 20mm projection (high copper content for additional strength)
- Forend and bevelled striking plates (for smooth operation) available square or radius
- Satin/polished stainless steel or polished brass forend and striking plate
- Supplied with AR228A - 100mm and AR228B - 120mm split spindles for 30mins and 1 hour fire doors
- 5 year guarantee

standards and certification



Quality & Performance: Successfully type tested to all the requirements of BS EN 179:2008

In accordance with the requirements of BS EN 179:2008, this Escape Lock should only be fitted with the lever handles listed on this page to ensure compatibility with the standard

3	7	6	B	1	4	4	1	A	B
3	7	6	B	1	4	4	1	A	D



Manufactured in Europe by an ISO 9001 Registered Company



Fire Safety: Included in a successful fire test to BS EN 1634 Part1. Assessed for use on 30 mins & 1 hour timber fire doors and 4 hours on steel doors



CE Marked: Certificate: 1121-CPD-ABB010



Certifire Approved Product: Certificate CF530



Conformity Statement: This Product Satisfies the dimensional recommendations contained within BS8300: 2009 for Locks and Latches



AR915

Euro Profile Mortice Escape Lock

HOPPE and ARRONE® Door Furniture suitable for use with ARRONE® Plus AR915 Series 72mm Escape Lock

HOPPE Aluminium (F1)

138S Series (Paris) - 19 and 22mm Sprung and Unsprung

HOPPE Nylon (All colours)

K138 Series (Paris) - Solid Nylon and Steel Cored Sprung and Unsprung

HOPPE Stainless Steel (Satin and Polished)

E138F and E138Z Series (Paris) - Steel understructure and Nylon Understructure

ARRONE® Stainless Steel (Satin and Polished)

AR361 Series (Return to Door) - 6mm and 8mm Rose Sprung and Unsprung

AR370 Series (Semi Circular) - sprung

AR374 Series (Cranked Return to Door) - sprung

AR375 Series (Shaped Return to Door) - sprung

ARRONE® Stainless Steel (PVD/Brass)

AR461 Series (Return to Door) - Sprung

All of these products have been either tested with or assessed for use with the AR915 ARRONE® Plus Escape Lock and are listed in test reports/evidence and product instructions.

ARRONE® Architectural Mortice Lock Cases



AR911

Mortice Latch Case

3	M	8	1*	0	F	-	B	0	2	0
---	---	---	----	---	---	---	---	---	---	---



AR910

Euro Profile Mortice Sashlock Case (72mm centres)

3	M	8	1*	0	F	2	B	A	2	0
---	---	---	----	---	---	---	---	---	---	---



AR912

Euro Profile Mortice Deadlock Case

3	M	8	1*	0	F	2	B	A	0	0
---	---	---	----	---	---	---	---	---	---	---



AR913

Mortice Bathroom Lock (78mm centres)

3	M	8	1*	0	F	-	B	0	2	0
---	---	---	----	---	---	---	---	---	---	---



AR914

Euro Profile Mortice Anti Thrust Nightlatch Case (72mm centres)

3	M	8	1*	0	F	-	B	0	2	0
---	---	---	----	---	---	---	---	---	---	---



AR915

Euro Profile Mortice Escape Lock Case

3	M	8	1*	0	F	2	B	A	2	0
---	---	---	----	---	---	---	---	---	---	---

Latch, Sashlock, Deadlock, Bathroom, Nightlatch & Escape Lock Cases

features

- 60mm backset
- Square or radiused forend
- Satin Stainless Steel, Polished Stainless Steel or Polished Brass Finishes
- Rebate sets are available in 13mm and matching finishes
- AR910 and AR913 also available in 80mm backset (see Anti-Ligature section)
- Supplied with modular strike plate

standards and certification

- CE Marked: Declaration of conformity available upon request



Quality & Performance: Successfully type tested to all the requirements of BS EN12209: 2003



Manufactured In Europe by an ISO 9001 Registered Company



Fire Safety: Included in a successful fire test to BS EN1634 Part1. Assessed for use on 30 min & 1 hour timber fire doors and 4 hours on steel doors



CE Marked: 1121-CPD-AG0070



Certifire Approved Product: Certificate CF530



Conformity Statement: This Product Satisfies the dimensional recommendations contained within BS8300:2009 for Locks and Latches

ARRONE® Architectural Mortice Lock Cases

Latch, Sashlock, Deadlock, Bathroom & Nightlatch Lock Cases

features

- 60mm backset
- Square or radiused forend
- Satin Stainless Steel, Polished Stainless Steel or Polished Brass Finishes
- Rebate sets are available in 13mm and matching finishes

standards and certification

- CE Marked: Declaration of conformity available upon request



Quality & Performance: Successfully type tested to all the requirements of BS EN12209: 2003



Fire Safety: Assessed for use on 30 min & 1 hour timber fire doors and 4 hours on steel doors



CE Marked: Certificate: 1121-CPD-AG0089



Conformity Statement: This Product Satisfies the dimensional recommendations contained within BS8300:2009 for Locks and Latches



AR811

Euro Profile Mortice Latch Case

3	H	8	1*	0	F	-	B	0	2	0
---	---	---	----	---	---	---	---	---	---	---

AR810

Euro Profile Mortice Sashlock Case (72mm centres)

3	H	8	1*	0	F	2	B	C	2	0
---	---	---	----	---	---	---	---	---	---	---

AR812

Euro Profile Mortice Deadlock Case

3	H	8	1*	0	F	2	B	C	0	0
---	---	---	----	---	---	---	---	---	---	---

AR813

Mortice Bathroom Lock (78mm centres)

3	H	8	1*	0	F	-	B	0	2	0
---	---	---	----	---	---	---	---	---	---	---

AR814

Euro Profile Mortice Nightlatch Case (72mm centres)

3	H	8	1*	0	F	-	B	0	2	0
---	---	---	----	---	---	---	---	---	---	---

ARRONE® Architectural Mortice Lock Cases



AR8004

Euro Profile Mortice Sashlock Case (47.6mm centres)



Mortice Sashlock Case

features

- Suitable for sprung and most unsprung door furniture
- Brass guided latchbolt (12mm projection)
- Available in 63mm & 76mm case size
- Polished brass, satin chrome or polished stainless steel finish forend and striking plate
- Also available in radiused forend
- Rebate sets in 13mm and matching finishes are available

standards and certification



Quality & Performance: Successfully type tested to all the requirements of BS EN12209: 2003

2	H	8	1	0	F	2	B	A	2	0
---	---	---	---	---	---	---	---	---	---	---



Manufactured by an ISO 9001 Registered Company



Fire Safety: Included in a successful fire test to BS EN1634 Part1. For use on 30 min & 1 hour timber fire doors



CE Marked: Certificate: 1121-CPD-AG0097



Certifire Approved Product: Certificate CF577

ARRONE® Architectural Mortice Lock Cases



AR8006

Euro Profile Mortice Deadlock Case



Mortice Deadlock Case

features



Quality & Performance: Successfully type tested to all the requirements of BS EN12209: 2003

2	H	8	1	0	F	2	B	A	0	0
---	---	---	---	---	---	---	---	---	---	---



Manufactured by an ISO 9001 Registered Company



Fire Safety: Included in a successful fire test to BS EN1634 Part1. For use on 30 min & 1 hour timber fire doors



CE Marked: Certificate 1121-CPD-AG0098



Certifire Approved Product: Certificate CF577

ARRONE® Architectural Mortice Lock Cases

Bathroom Locks (5mm or 8mm Follower)

features

- Suitable for sprung and most unsprung door furniture
- Brass guided latchbolt (12mm projection)
- Solid brass heavy duty deadbolt (14mm projection)
- 5mm or 8mm turn follower
- Available in 63mm & 76mm case size
- Polished brass, satin chrome or polished stainless steel finish forend and striking plate
- Also available in radiused forend



AR8023
5mm or 8mm Follower
(57mm centres)

standards and certification



Quality & Performance: Successfully type tested to all the requirements of BS EN12209: 2003

2	H	8	1	0	F	-	B	0	2	0
---	---	---	---	---	---	---	---	---	---	---



Manufactured by an ISO 9001 Registered Company



Fire Safety: Included in a successful fire test to BS EN1634 Part1. For use on 30min & 1 hour fire doors



CE Marked: Certificate: 1121-CPD-AG0103



Certifire Approved Product: Certificate CF577

ARRONE® Architectural Mortice Lock Cases

Bathroom Deadbolts (Square Case)

features

- For use with Bathroom Indicators & Turns with 5mm spindle
- Available in 63mm, 76mm & 100mm case size
- Polished brass, satin chrome or polished stainless steel finish forend and striking plate



AR8031
Square Case

standards and certification



Quality & Performance: Successfully type tested to all the requirements of BS EN12209: 2003

2	X	8	1	0	F	-	B	0	0	0
---	---	---	---	---	---	---	---	---	---	---



Manufactured by an ISO 9001 Registered Company



Fire Safety: Included in a successful fire test to BS EN1634 Part1. For use on 30 min & 1 hour timber fire doors



CE Marked: Certificate 1121-CPD-AG0102



Certifire Approved Product: Certificate CF577

ARRONE® Architectural Mortice Lock Cases



AR8018
Tubular Deadbolt

Bathroom Deadbolts (Tubular)

features

- For use with Bathroom Indicators & Turns with 5mm spindle
- 5mm steel follower
- Available in 76mm, 100mm & 128mm case size
- Polished brass or satin chrome finish forend and striking plate

standards and certification



Quality & Performance: Successfully type tested to all the requirements of BS EN12209: 2003

2	X	8	1	0	F	-	B	0	0	0
---	---	---	---	---	---	---	---	---	---	---



Manufactured by an ISO 9001 Registered Company



Fire Safety: Included in a successful fire test to BS EN1634 Part1. For use on 30 min & 1 hour timber fire doors



CE Marked: Certificate 1121-CPD-AG0102



Certifire Approved Product: Certificate CF577

ARRONE® Architectural Mortice Lock Cases



AR716
5 Lever BS 3621 Mortice
Sashlock (57mm centres)

3	S	8	1	0	F	7	K	D	2	B
---	---	---	---	---	---	---	---	---	---	---



AR717
5 Lever BS 3621 Mortice Deadlock

3	S	8	1	0	F	7	K	D	0	B
---	---	---	---	---	---	---	---	---	---	---

5 Lever BS 3621 Mortice Locks

features

- Hardened steel deadbolt 20mm projection
- Easily reversible latchbolt (AR716)
- Supplied 2 keyed with ARRONE® Plus branded keyfob
- Box striking plate
- Available in 63mm or 76mm case size
- Rebate Sets available
- Polished brass or satin chrome finish forend and striking plate
- Traditional red colour lock case
- Keyed Alike Version Available

standards and certification



Quality & Performance: Successfully type tested to all the requirements of BS3621: 2007



Manufactured by an ISO 9001 Registered Company



Fire Safety: Included in a successful fire test to BS EN1634 Part1. For use on 30 min & 1 hour timber fire doors



CE Marked: Certificate: 1121-CPD-AG0179 (AR716)

Certificate: 1121-CPD-AG0180 (AR717)



Certifire Approved Product: Certificate: CF577

ARRONE® Architectural Mortice Lock Cases

5 Lever Mortice Locks

features

- Suitable for sprung and most unsprung door furniture
- Brass guided Latchbolt (12mm projection)
- Easily reversed latchbolt without opening case
- Heavy duty brass deadbolt with hardened steel rollers (14mm projection)
- Available in 63mm or 76mm case size
- Polished brass, satin chrome or polished stainless steel finish forend and striking plate
- Also available in radiused forend

standards and certification



Quality & Performance: Successfully type tested to all the requirements of BS EN12209: 2003



Manufactured by an ISO 9001 Registered Company



Fire Safety: Included in a successful fire test to BS EN1634 Part1. For use on 30 min & 1 hour timber fire doors



CE Marked: Certificate: 1121-CPD-AG0100 (AR8014)

Certificate: 1121-CPD-AG0101 (AR8015)



Certifire Approved Product: Certificate CF577



AR8014

5 Lever Mortice Sashlock
(57mm centres)

2	H	8	1	0	F	2	K	D	2	C
---	---	---	---	---	---	---	---	---	---	---



AR8015

5 Lever Mortice Deadlock

2	H	8	1	0	F	2	K	D	0	C
---	---	---	---	---	---	---	---	---	---	---

ARRONE® Architectural Mortice Lock Cases

3 Lever Mortice Locks

features

- Suitable for sprung and most unsprung door furniture
- Brass guided Latchbolt (12mm projection)
- Easily reversed latchbolt without opening case
- Heavy duty brass deadbolt with hardened steel rollers (14mm projection)
- Available in 63mm or 76mm case size
- Polished brass, satin chrome or polished stainless steel finish forend and striking plate
- Also available in radiused forend

standards and certification



Quality & Performance: Successfully type tested to all the requirements of BS EN12209: 2003



Manufactured by an ISO 9001 Registered Company



Fire Safety: Included in a successful fire test to BS EN1634 Part1. For use on 30 min & 1 hour timber fire doors



CE Marked: Certificate: 1121-CPD-AG0095 (AR8001)

Certificate: 1121-CPD-AG0092 (AR8002)



Certifire Approved Product: Certificate CF577



AR8001

3 Lever Mortice Sashlock
(57mm centres)

2	H	8	1	0	F	2	K	D	2	A
---	---	---	---	---	---	---	---	---	---	---



AR8002

3 Lever Mortice Deadlock

2	H	8	1	0	F	2	K	D	0	A
---	---	---	---	---	---	---	---	---	---	---

ARRONE® Architectural Mortice Latches



AR8007

Upright Mortice Latch

Upright Mortice Latch

features

- Suitable for sprung and most unsprung door furniture
- Brass guided Latchbolt (12mm projection)
- Easily reversed latchbolt without opening case
- Available in 63mm or 76mm case size
- Polished brass, satin chrome or polished stainless steel finish forend and striking plate
- Also available in radiused forend

standards and certification



Quality & Performance: Successfully type tested to all the requirements of BS EN12209: 2003

2	H	8	1*	0	F	-	B	0	2	0
---	---	---	----	---	---	---	---	---	---	---



Manufactured by an ISO 9001 Registered Company



Fire Safety: Included in a successful fire test to BS EN1634 Part1. For use on 30 min & 1 hour timber fire doors



CE Marked: Certificate 1121-CPD-AG0099



Certifire Approved Product: Certificate CF577

ARRONE® Architectural Mortice Latches



AR8000

Square Case Mortice Latch
(One Way Action)

Square Case Mortice Latch - One Way Action

features

- Suitable for sprung and most unsprung lever furniture
- Easily reversible latchbolt without opening case
- Brass guided latchbolt (12mm projection)
- Available in 63mm, 76mm & 100mm case size
- Polished brass, satin chrome or polished stainless steel finish forend and striking plate
- Also available in radiused forend

standards and certification



Quality & Performance: Successfully type tested to all the requirements of BS EN12209: 2003

1	G	8	1*	0	F	-	B	0	2	0
---	---	---	----	---	---	---	---	---	---	---



Manufactured by an ISO 9001 Registered Company



Fire Safety: Included in a successful fire test to BS EN1634 Part1. For use on 30 min & 1 hour timber fire doors



CE Marked: Certificate 1121-CPD-AG0094



Certifire Approved Product: Certificate CF577

ARRONE® Architectural Mortice Latches

Square Case Mortice Latch - Two Way Action

features

- Two way lightly sprung action is suitable for most sprung levers or sprung/unsprung knobs
- Not suitable for unsprung lever furniture
- Brass guided latchbolt (12mm projection)
- Available in 63mm, 76mm & 100mm case size
- Polished brass, satin chrome or polished stainless steel finish forend and striking plate
- Also available in radiused forend



AR8009

Square Case Mortice Latch
(Two Way Action)

standards and certification



Quality & Performance: Successfully type tested to all the requirements of BS EN12209: 2003

2	H	8	1*	0	F	-	B	0	NPD	0
---	---	---	----	---	---	---	---	---	-----	---



Manufactured by an ISO 9001 Registered Company



Fire Safety: Included in a successful fire test to BS EN1634 Part1. For use on 30 min & 1 hour timber fire doors



CE Marked: Certificate 1121-CPD-AG0178



Certifire Approved Product: Certificate CF577

ARRONE® Architectural Mortice Latches

Heavy Duty Tubular Mortice Latch

features

- Suitable for sprung and some unsprung lever furniture
- Easily reversed brass latchbolt
- Brass guided latchbolt (12mm projection)
- Available in 63mm, 76mm, 100mm & 128mm case size
- Satin chrome and polished brass finish forends and striking plates supplied with each latch



AR8019

Heavy Duty Tubular Mortice Latch

standards and certification



Manufactured by an ISO 9001 Registered Company



Fire Safety: Included in a successful fire test to BS EN1634 Part1. For use on a 30 min & 1 hour fire door



CE Marked: Certificate 1121-CPD-AG0192



Certifire Approved Product: Certificate CF577

Locks & Cylinders

ARRONE® Architectural Mortice Latches



AR750

Adjustable Roller Bolt Latch

Heavy Duty Adjustable Roller Bolt Latch

features

- Unique patented easy adjustment method
- Adjustable roller bolt up to 15mm projection
- Polished brass, polished stainless steel or satin chrome finish forend and striking plate



Manufactured by an ISO 9001 Registered Company

ARRONE® Mortice Latches



AR8017

Tubular Mortice Latch
- Square Forend

Tubular Mortice Latch - Square Forend

features

- Suitable for domestic light duty use only
- Not to be used with unsprung lever furniture
- Suitable for use with bolt through fixings
- Available in 63mm & 75mm
- Polished brass, nickel plated or polished stainless steel finish forend and striking plate



Manufactured by an ISO 9001 Registered Company

ARRONE® Mortice Locks



AR/M-183

3 Lever Mortice Sashlock
(57mm centres)

Economy 3 Lever Mortice Sashlock

features

- Suitable for light duty domestic applications only
- Available in 63mm or 75mm case size
- Available in square or radiused forends
- Electro brassed or nickel plated forend and striking plate



Manufactured by an ISO 9001 Registered Company



AR/M-184

Bathroom lock 5mm Follower
(57mm centres)

Economy Mortice Bathroom Lock

features

- Suitable for light duty domestic applications only
- Available in 63mm & 75mm case size
- Available in square or radiused forend
- 5mm turn follower
- Electro brassed or nickel plated forend and striking plate



Manufactured by an ISO 9001 Registered Company

ARRONE® Nightlatches (Available complete with cylinder or as separate lock cases, replacement rim cylinders also available)

Standard Deadlocking Cylinder Rim Nightlatch c/w Cylinder

features

- Latchbolt deadlocked by two turns of the key externally
- Large "Disability Friendly" internal handle
- Nightlatch cases available in silver (SE), polished brass (PB), satin chrome (SC) & polished chrome (PC)
- Rim cylinders available in polished brass (PB), satin chrome (SC) & polished chrome (PC)

 Manufactured by an ISO 9001 Registered Company



Fire Safety: Included in a successful fire test to BS EN1634 Part1. For use on 30 min & 1 hour timber fire door



AR/M-840

Narrow Stile Deadlocking Cylinder Rim Nightlatch c/w Cylinder

features

- Latchbolt deadlocked by two turns of the key externally
- Large "Disability Friendly" internal handle
- Nightlatch cases available in silver (SE), polished brass (PB), satin chrome (SC) & polished chrome (PC)
- Rim cylinders available in polished brass (PB), satin chrome (SC) & polished chrome (PC)

 Manufactured by an ISO 9001 Registered Company



Fire Safety: Included in a successful fire test to BS EN1634 Part1. For use on 30 min & 1 hour timber fire door



AR/M-845

Standard Deadlocking Roller Bolt Cylinder Rim Nightlatch c/w Cylinder

features

- Roller bolt deadlocked by two turns of the key externally
- Large "Disability Friendly" internal handle
- Nightlatch cases available in silver (SE), polished brass (PB), satin chrome (SC) & polished chrome (PC)
- Rim cylinders available in polished brass (PB), satin chrome (SC) & polished chrome (PC)

 Manufactured by an ISO 9001 Registered Company



Fire Safety: Included in a successful fire test to BS EN1634 Part1. For use on 30 min & 1 hour timber fire door



AR/M-850

ARRONE® Nightlatches



AR/M-735

Traditional Cylinder Rim Nightlatch

features

- 90mm case size, 60mm backset
- For keyed alike applications, order case only with keyed alike rim cylinders
- Champagne gold (CG) body and polished brass (PB) rim cylinder



Manufactured by an ISO 9001 Registered Company



AR/M-740

Standard Deadlocking Cylinder Rim Nightlatch

features

- 90mm case size, 60mm backset
- For keyed alike applications, order case only with keyed alike rim cylinders
- Nightlatch cases available in silver (SE) & polished brass (PB)
- Rim cylinders available in polished brass (PB) & satin chrome (SC)



Manufactured by an ISO 9001 Registered Company



AR/M-745

Narrow Stile Deadlocking Cylinder Rim Nightlatch

features

- 60mm case size, 40mm backset
- For keyed alike applications, order case only with keyed alike rim cylinders
- Nightlatch cases available in silver (SE) & polished brass (PB)
- Rim cylinders available in polished brass (PB) & satin chrome (SC)



Manufactured by an ISO 9001 Registered Company



AR/M-770

Rim Cylinder

features

- Standard differs or keyed alike



Manufactured by an ISO 9001 Registered Company

ARRONE® 6 Pin Cylinders to Differ, Keyed Alike & Master Keyed

Euro Profile Cylinders - 6 Pin

features

- Supplied to differ, keyed alike or master keyed, product reference shown with image is for keyed to differ
- Available in 60mm, 70mm or 80mm
- Polished brass or matt nickel plated
- Solid brass body
- Top pins made of solid brass
- Bottom pins of anti drill stainless steel
- Tested to 100,000 cycles
- In excess of 250,000 differs
- Supplied 2 keyed
- Keys manufactured from brass

standards and certification



Quality & Performance: Successfully type tested for conformity to all the requirements of BS EN1303: 2005

1	6	0	0	0	C	6	0
---	---	---	---	---	---	---	---



Manufactured by an ISO 9001 Registered Company



Fire Safety: Included in a successful fire test to BS EN1634 Part1. Assessed for use on 30 min & 1 hour timber fire doors and 4 hours on steel doors



AR-KD-0130
Euro Profile Double Cylinders



AR-KD-0121
Euro Profile Key & Turn Cylinders



AR-KD-0110
Euro Profile Single (Half) Cylinders

ARRONE® 6 Pin Cylinders to Differ, Keyed Alike & Master Keyed



AR-KD-0330
Oval Profile Double Cylinders



AR-KD-0321
Oval Profile Key & Turn Cylinders



AR-KD-0310
Oval Profile Single (Half) Cylinders

Oval Profile Cylinders - 6 Pin

features

- Supplied to differ, keyed alike or master keyed, product reference shown with image is for keyed to differ
- Available in 60mm, 70mm or 80mm
- Polished brass or matt nickel plated
- Solid brass body
- Top pins made of solid brass
- Bottom pins of anti drill stainless steel
- Tested to 100,000 cycles
- In excess of 250,000 differs
- Supplied 2 keyed
- Keys manufactured from brass
- Key and turn cylinders available with choice of oval, DIN, architectural and disabled/extended turns

standards and certification



Quality & Performance: Successfully type tested for conformity to all the requirements of BS EN1303: 2005

1	6	0	0	0	C	6	0
---	---	---	---	---	---	---	---



Manufactured by an ISO 9001 Registered Company



Fire Safety: Included in a successful fire test to BS EN1634 Part1. Assessed for use on 30 min & 1 hour timber fire doors and 4 hours on steel doors

ARRONE® 6 Pin Cylinders to Differ, Keyed Alike & Master Keyed



AR-KD-0540
Rim Cylinder



AR-KD-0550
Round Mortice
(Threaded) Cylinder

Rim & Round Mortice Cylinders - 6 Pin

features

- Supplied to differ, keyed alike or master keyed
- Polished brass or matt nickel plated

ARRONE® 6 Pin Master Keyed Stock Suite

Euro Profile Cylinders

features

- The ARRONE® 6 Pin Stock Suite offers an "off the shelf" pre-assembled master keyed system
- The suite consists of a master key controlling 200 straight differs
- No sub-suites or common cylinders available
- Cylinders supplied 3 keyed as standard
- Polished brass or satin chrome



AR/M-781
Euro Profile Key & Turn
Cylinders (70mm)



AR/M-780
Euro Profile Double
Cylinders (70mm)



AR/M-782
Euro Profile Single (Half)
Cylinders (50mm)

Oval Profile Cylinders

features

- The ARRONE® 6 Pin Stock Suite offers an "off the shelf" pre-assembled master keyed system
- The suite consists of a master key controlling 200 straight differs
- No sub-suites or common cylinders available
- Cylinders supplied 3 keyed as standard
- Polished brass or satin chrome



AR/M-784
Oval Profile Key & Turn
Cylinders (70mm)



AR/M-783
Oval Profile Double
Cylinders (70mm)



AR/M-785
Oval Profile Single (Half)
Cylinders (50mm)

Rim Cylinders

features

- Available in polished brass or satin chrome



AR/M-786
Rim Cylinders

ARRONE® 5 Pin Cylinders To Differ



AR-KD-5130
Euro Profile Double Cylinders



AR-KD-5121
Euro Profile Key & Turn Cylinders



AR-KD-5110
Euro Profile Single (Half) Cylinders

Euro Profile Cylinders - 5 Pin

features

- Supplied to differ only
- Available in 60mm, 70mm or 80mm
- Polished brass or matt nickel plated
- Solid brass body
- Pins made of solid brass
- Supplied 3 keyed
- Keys manufactured from brass

standards and certification



Manufactured by an ISO 9001 Registered Company


ARRONE® Hinges

2 Ball Bearing Stainless Steel Grade 13 100mm x 75mm x 3mm Square Corner Butt Hinge

finishes

- AR8180: SSS, AR9290: PSS & AR7070: PVD Brass

standards and certification

-  **Quality & Performance:** Successfully type tested for conformity to all the requirements of BS EN1935: 2002

4	7	6	1	1	4	0	13
---	---	---	---	---	---	---	----



Fire Safety: Included in a successful fire test to BS EN1634 Part1. Assessed for use on 30 min & 1 hour timber fire doors



CE Marked: Certificate: 1121-CPD-AC0070

 **Certifire Approved Product:** Certificate CF369

options


- Also available in 3 hinge packs:
AR8187: SSS, AR8188: PSS
- AR8184: SSS, AR9294: PSS, AR7074: PVD Brass
- Also available in 89 x 89 x 3mm (AR8183), 100mm x 100mm x 3mm (AR8184, AR9294, AR7074), 114 x 102 x 3mm (AR8185) sizes

2 Ball Bearing Stainless Steel Grade 13 100mm x 75mm x 3mm Radiused Corner Butt Hinge

finishes

- AR8182: SSS, AR9292: PSS & AR7072: PVD Brass

standards and certification

-  **Quality & Performance:** Successfully type tested for conformity to all the requirements of BS EN1935: 2002 Grade 13

4	7	6	1	1	4	0	13
---	---	---	---	---	---	---	----



Fire Safety: Included in a successful fire test to BS EN1634 Part1. Assessed for use on 30 min & 1 hour timber fire doors



CE Marked: Certificate: 1121-CPD-AC0070

 **Certifire Approved Product:** Certificate CF369



ARRONE® Spring Hinges



ARRONE® Single Action Spring Hinges

features

- Manufactured from mild steel and stated finishes are plated.
- 2 spring hinge pack comprises 2 no spring hinges for 44mm 1/2 hour fire doors
- 3 spring hinge pack comprises 2 no spring hinges and 1 no slave unit for 54mm 1 hour fire doors
- The 102mm x 75mm & 88mm x 88mm are suitable for doors up to 38kgs in weight
- The 102mm x 102mm are suitable for doors up to 60kgs in weight
- Supplied with Allen Key for adjustment of spring tension (with use of locking pin)
- The 88mm x 88mm hinge is template drilled with 3 holes
- The 102mm x 76mm is congruent drilled with 4 holes
- The 102mm x 102mm is template drilled with 4 holes

finishes

- Polished brass, polished stainless steel or satin stainless steel

standards and certification

- The 102mm x 75mm and 88mm x 88mm are fire tested to EN1634-1 and suitable for 1/2 hour fire doors.
- The 102mm x 102mm are fire tested to EN1634-1 and suitable for 1 hour fire doors.

Regular Twin Slot Traditional Shelving by elfa®

Traditional Standards / Uprights

ID NO	PRODUCT REF	DESCRIPTION	FINISH
87100157	EL-400310-WH	316mm upright (2 screw holes)	White
87100165	EL-400380-PT	316mm upright (2 screw holes)	Platinum
87100158	EL-400610-WH	636mm upright (3 screw holes)	White
87100166	EL-400680-PT	636mm upright (3 screw holes)	Platinum
87100159	EL-400910-WH	956mm upright (3 screw holes)	White
87100167	EL-400980-PT	956mm upright (3 screw holes)	Platinum
87100160	EL-401210-WH	1276mm upright (4 screw holes)	White
87100168	EL-401280-PT	1276mm upright (4 screw holes)	Platinum
87100161	EL-401610-WH	1596mm upright (5 screw holes)	White
87100169	EL-401680-PT	1596mm upright (5 screw holes)	Platinum
87100162	EL-401910-WH	1916mm upright (5 screw holes)	White
87100170	EL-401980-PT	1916mm upright (5 screw holes)	Platinum
87100163	EL-402210-WH	2236mm upright (6 screw holes)	White
87100171	EL-402280-PT	2236mm upright (6 screw holes)	Platinum
87100164	EL-402410-WH	2396mm upright (6 screw holes)	White
87100172	EL-402480-PT	2396mm upright (6 screw holes)	Platinum



Regular Twin Slot Brackets & Accessories



Bracket for Solid Shelving

ID NO	PRODUCT REF	DESCRIPTION	FINISH
87100173	EL-411210-WH	120mm bracket	White
87100181	EL-411280-PT	120mm bracket	Platinum
87100174	EL-411710-WH	170mm bracket	White
87100182	EL-411780-PT	170mm bracket	Platinum
87100175	EL-412210-WH	220mm bracket	White
87100183	EL-412280-PT	220mm bracket	Platinum
87100176	EL-412710-WH	270mm bracket	White
87100184	EL-412780-PT	270mm bracket	Platinum
87100177	EL-413210-WH	320mm bracket	White
87100185	EL-413280-PT	320mm bracket	Platinum
87100178	EL-413710-WH	370mm bracket	White
87100186	EL-413780-PT	370mm bracket	Platinum
87100179	EL-414710-WH	470mm bracket	White
87100187	EL-414780-PT	470mm bracket	Platinum
87100180	EL-415710-WH	570mm bracket	White
87100188	EL-415780-PT	570mm bracket	Platinum
87107666	EL-416710-WH	670mm bracket	White



Slanting Bracket

ID NO	PRODUCT REF	DESCRIPTION	FINISH
87107668	EL-412810-WH	270mm slanting bracket	White
87107667	EL-412880-PT	270mm slanting bracket	Platinum

Regular Twin Slot Brackets & Accessories

Red Bracket for Shelving

ID NO	PRODUCT REF	DESCRIPTION	FINISH
87107665	EL-413010-WH	325mm rod bracket	White
87107664	EL-413080-PT	325mm rod bracket	Platinum



Double-Sided Shelf Joiner

ID NO	PRODUCT REF	DESCRIPTION	FINISH
87107660	EL-470216-WH	Double sided shelf joiner 6 pack	White
87107659	EL-470248-GALV	Double sided shelf joiner 6 pack	Galvanised



Regular Twin Book Supports and Shelf Ends

Bookend for Hang Standard

ID NO	PRODUCT REF	DESCRIPTION	FINISH
87100373	EL-465016-WH	1 pair of 200mm x 80 mm bookends	White
87100374	EL-465096-ZP	1 pair of 200mm x 80 mm bookends	Zinc-plated
87100375	EL-465110-WH	1 pair of 250mm x 80 mm bookends	White
87100376	EL-465190-ZP	1 pair of 250mm x 80 mm bookends	Zinc-plated



Book Support

ID NO	PRODUCT REF	DESCRIPTION	FINISH
87107669	EL-464816-WH	1 pair 195mm x155mm book supports	White



Hang System Top Track and Hang Standards / Uprights



Top Track Safety (elfa® BLS)

ID NO	PRODUCT REF	DESCRIPTION	FINISH
87107776	EL-420818-WH	813mm top track (4 screw holes)	White
87105804	EL-420848-PT	813mm top track (4 screw holes)	Platinum
87107777	EL-422118-WH	2031mm top track (10 screw holes)	White
87105806	EL-422148-PT	2031mm top track (10 screw holes)	Platinum



Hang Standards / Uprights

ID NO	PRODUCT REF	DESCRIPTION	FINISH
87100384	EL-426310-WH	1210mm Uprights	White
87100386	EL-426380-PT	1210mm Uprights	Platinum
87100385	EL-426410-WH	2010mm Uprights	White
87100387	EL-426480-PT	2010mm Uprights	Platinum

Ventilated Shelving for Hang System



elfa® Ventilated Shelving

ID NO	PRODUCT REF	DESCRIPTION	FINISH
87107780	EL-450210-WH	610 x 306mm ventilated shelf	White
87107781	EL-450280-PT	610 x 306mm ventilated shelf	Platinum
87107782	EL-450310-WH	610 x 406mm ventilated shelf	White
87105813	EL-450380-PT	610 x 406mm ventilated shelf	Platinum
87107783	EL-451818-WH	610 x 494mm ventilated shelf	White
87107784	EL-451848-PT	610 x 494mm ventilated shelf	Platinum



Shelf Basket

ID NO	PRODUCT REF	DESCRIPTION	FINISH
87107785	EL-457018-WH	610 x 337 x 96mm shelf basket	White
87107786	EL-457068-PT	610 x 337 x 96mm shelf basket	Platinum
87107787	EL-457218-WH	610 x 437 x 96mm shelf basket	White
87107788	EL-457248-PT	610 x 437 x 96mm shelf basket	Platinum

Ventilated Shelving for Hang System

Brackets for elfa® Ventilated Shelf

ID NO	PRODUCT REF	DESCRIPTION	FINISH
87100388	EL-410310-WH	320mm ventilated shelf bracket	White
87100390	EL-410380-PT	320mm ventilated shelf bracket	Platinum
87100389	EL-410410-WH	420mm ventilated shelf bracket	White
87100391	EL-410480-PT	420mm ventilated shelf bracket	Platinum
87107778	EL-410510-WH	516mm ventilated shelf bracket	White
87107779	EL-410580-PT	516mm ventilated shelf bracket	Platinum



Bracket Cover

ID NO	PRODUCT REF	DESCRIPTION	FINISH
87107769	EL-601218-WH	Left Bracket Cover for 320mm Brackets	White
87107770	EL-601288-PT	Left Bracket Cover for 320mm Brackets	Platinum
87107771	EL-601318-WH	Right Bracket Cover for 320mm Brackets	White
87107772	EL-601388-PT	Right Bracket Cover for 320mm Brackets	Platinum
87107773	EL-601618-WH	Left Bracket Cover for 420mm Brackets	White
87105811	EL-601688-PT	Left Bracket Cover for 420mm Brackets	Platinum
87107774	EL-601718-WH	Right Bracket Cover for 420mm Brackets	White
87105812	EL-601788-PT	Right Bracket Cover for 420mm Brackets	Platinum



Shelf Basket Divider

ID NO	PRODUCT REF	DESCRIPTION	FINISH
87107789	EL-473018-TP	10 x 334 x 95mm Shelf Basket Divider	Transparent
87107790	EL-601508-TP	10 x 427 x 91mm Shelf Basket Divider	Transparent



Ventilated Shelving for Hang System



Closet Rod Holder

ID NO	PRODUCT REF	DESCRIPTION	FINISH
87100404	EL-470110-WH	Closet Rod Holder	White
87100405	EL-470180-PT	Closet Rod Holder	Platinum



Closet Rod and End Caps

ID NO	PRODUCT REF	DESCRIPTION	FINISH
87107775	EL-620603-CH	635mm closet rod	Chrome
87105821	EL-621203-CH	1245mm closet rod	Chrome
87105822	EL-621903-CH	1854mm closet rod	Chrome
87111927	EL-623903-PT	End caps, 2 pack	Platinum



Utility Hook

ID NO	PRODUCT REF	DESCRIPTION	FINISH
87107791	EL-472410-WH	Utility Hook 3 pack	White
87107792	EL-472480-PT	Utility Hook 3 pack	Platinum
87108052	EL-427216-WH	Hang fittings for pictures (pack of 2)	White

ARRONE® Access Control Kits

The ARRONE Door Kits provide an easy to use range of simple Access Control for doors. Options include either electric strikes for use with an existing lock or magnets with a large 300kg holding force. Entry can be gained either by a keypad and PIN or by proximity cards. A full specification can be found in the HOPPE (UK) Ltd "Electronics and Access Control Catalogue 2008 2nd edition"

Standalone Proximity & Keypad System Kit 1 (Inward Opening Doors)

features

- Can be used as a Standalone Keypad System or a Proximity System
- Entrance gained by entering pin code or proximity card/fob
- For higher security level functions, pin code and card/fob combined entrance
- Egress by half lever handle set (mortice) or knob function on lock (rim)
- AR/E-KP500 suitable for internal/external mounting, weather resistant
- Add and delete card/fob users via built in controller on keypad
- Works off 12V DC supply only
- Fail secure mode lock will remain locked in the event of power failure
- AR/E-KP500 comes with 5 proximity cards as standard, extra cards/fobs can be ordered



Standalone Proximity & Keypad System Kit 5 (Inward Opening Doors)

features

- Can be used as a Standalone Keypad System or a Proximity System
- Entrance gained by entering pin code or proximity card/fob
- For higher security level functions, pin code and card/fob combined entrance
- Egress by exit button
- AR/E-KP500 suitable for internal/external mounting, weather resistant
- Add and delete card/fob users via built in controller on keypad
- Works off 12V DC supply only
- Fail safe mode lock will remain unlocked in the event of power failure
- AR/E-KP500 comes with 5 proximity cards as standard, extra cards/fobs can be ordered



ID NO	PRODUCT REF	DESCRIPTION
87119257	AR/E-KEYPROX/KIT1	Complete Door Kit
87119250	AR/E-KP500	Standalone keypad with built in proximity reader, 500 user 12V DC
87108116	AR/E-PSU1201	1amp 12V DC power supply unit with battery charger
87108101	AR/E-GAER	Rim/mortice electric strike 12V AC /DC fail secure

ID NO	PRODUCT REF	DESCRIPTION
87119285	AR/E-KEYPROX/KIT5	Complete Door Kit
87119250	AR/E-KP500	Standalone keypad with built in proximity reader, 500 user 12V DC
87108116	AR/E-PSU1201	1amp 12V DC power supply unit with battery charger
87105799	AR/E-M7010	Slimline magnetic lock 12/24V DC surface mount 300kg hold force
87109440	AR/E-300ZL	Z & L bracket for inward opening doors
87105784	AR/E-C6021	White plastic exit button (Press to Exit) surface mount
87105785	AR/E-C6022	Emergency green break glass unit

ARRONE® Access Control Kits

Standalone Proximity & Keypad System Kit 6
(Inward Opening Doors)

features

- Can be used as a Standalone Keypad System or a Proximity System
- Entrance gained by entering pin code or proximity card/fob
- For higher security level functions, pin code and card/fob combined entrance
- AR/E-KP500 suitable for internal/ external mounting, weather resistant
- Add and delete card/fob users via built in controller on keypad
- Works off 12V DC supply only
- Fail safe mode lock will remain unlocked in the event of power failure
- AR/E-KP500 comes with 5 proximity cards as standard, extra cards/fobs can be ordered



ID NO	PRODUCT REF	DESCRIPTION
87119292	AR/E-KEYPROX/KIT6	Complete Door Kit
87119250	AR/E-KP500	Standalone keypad with built in proximity reader, 500 user 12V DC
87105797	AR/E-PSU1202C	2amp 12V DC power supply unit with battery charger
87105800	AR/E-M7011	Slimline double magnetic lock 12/24V DC surface mount 300kg hold force
2x 87109440	AR/E-300ZL	Z & L bracket for inward opening doors
87105784	AR/E-C6021	White plastic exit button (Press to Exit) surface mount
87105785	AR/E-C6022	Emergency green break glass unit

Standalone Proximity & Keypad System Kit 11
(Inward/Outward Opening Doors)

features

- Can be used as a Standalone Keypad System or a Proximity System
- Entrance gained by entering pin code or proximity card/fob
- For higher security level functions, pin code and card/fob combined entrance
- Egress by exit button or half lever handle set
- AR/E-KP500 suitable for internal/ external mounting, weather resistant
- Add and delete card/fob users via built in controller on keypad
- Works off 12V DC supply only
- Fail secure / fail safe field switchable
- AR/E-KP500 comes with 5 proximity cards as standard, extra cards/fobs can be ordered



ID NO	PRODUCT REF	DESCRIPTION
87119327	AR/E-KEYPROX/KIT11	Complete Door Kit
87119250	AR/E-KP500	Standalone keypad with built in proximity reader, 500 user 12V DC
87108116	AR/E-PSU1201	1amp 12V DC power supply unit with battery charger
	AR/E-GK310LS	Mortice electric strike 12V DC fail secure/safe switchable
87108125	AR/E-RTE/SS/SSD	Green dome exit button flush/ surface mount
87105785	AR/E-C6022	Emergency green break glass unit

ARRONE® Door Access Kits

VIDEX Audio & Video Kits



- The kits have a built-in lock relay to enable the electric lock. This reduced cable requirement allows longer cable runs and reduced cable sizes to be used between the two units.
- One outdoor station including a one/two call button speaker unit, flush mounting box with module support and hinge plus covering frame. Standard front plate finish in stainless steel.

ID NO	PRODUCT REF	DESCRIPTION
87107185	AR/E-3K1S	1 Way Audio Door Entry
87107186	AR/E-3K2S	2 Way Audio Door Entry

VIDEX Audio & Video Kits



- When a caller presses the call button this will produce an electronic call tone at the telephone handset. When answered, the caller and occupant can have a two way conversation.
- If required the occupant can then release the door/gate by pressing the release button on the telephone handset.

features

- Voltage: 13V AC
- Max. No. of handsets: 3 per apartment

ID NO	PRODUCT REF	DESCRIPTION
87108179	AR/E-SLK 1	1 Way Slimline Audio Door Entry Kit

ARRONE® Door Access Kits

ARRONE® Door Entry Systems



The AR/E-50P/DRC-40CK is an entry level, 1-way, colour video entry kit. By employing the same high quality components and build specification as the standard Commax range, the system meets the requirements for video entry where traditional systems may be uneconomical.

Supplied in a boxed kit form, the AR/E-50P/40CK includes a stylish 5" LCD TFT colour monitor and a robust door station. The system requires just 4 wires to connect the door station to the monitor handset, and with the lock release function being supplied from the door station, the installation is simple and fast.

Options include a flush or surface mounted, stainless steel housing kit with the additional option of integrating a keypad or proximity reader. A second door station can be connected, along with a second monitor handset and/or an audio extension phone.

features

- 5" TFT LCD colour monitor
- Robust door station
- Up to 2 door stations
- Up to 2 monitors and audio phone
- 4-wire connection
- Lock control from door station
- Door answer/door monitor
- Extremely competitive
- 12 months warranty

ID NO	PRODUCT REF	DESCRIPTION
87110583	AR/E-50P/DRC-40CK	1-Way Colour Video Entry

ARRONE® Standalone Keypads & Readers



- Intelligent proximity keypads offer a reliable and secure access control solution to standalone applications.

ID NO	PRODUCT REF	DESCRIPTION
87108095	AR/E-PROMI-500	Proximity reader & controller users 500
87108090	AR/E-DGLI	Stainless Steel Proximity Reader
87105793	AR/E-C6014	Proximity Key Fob (Single)

This keypad is an entry level stainless steel keypad. It has fluorescent keys to assist in darkness, and accepts 8 users with 2 x output relays. Programming is via a master code.



features

- Users: 8
- Finish: Stainless Steel
- Voltage: 12V AC/DC & Current: 80mA
- Dimensions: 114 x 62 x 37mm
- Environmental: IP61

ID NO	PRODUCT REF	DESCRIPTION
87108091	AR/E-C2R-S	Stainless Steel Keypad 8 Users

This keypad is an economy self contained keypad. Programmed via a master code, the unit has LED and audible indication, with exit button input and timed relay output.



features

- Users: 100
- Voltage: 12V AC/DC & Current: 80mA
- Dimensions: 143 x 78 x 28mm
- Environmental: IP54
- Made from polycarbonate

ID NO	PRODUCT REF	DESCRIPTION
87108081	AR/E-PROMI-ECO	Economy Standalone Keypad 100 Users

ARRONE® Door Access Kits

ARRONE® Electric Releases



Electric release kits offer value and performance for low to medium security.

Each kit comprises of the release body, a surface rim case and mortice plate.

Every release has a suppressor fitted internally as standard, this prevents return EMF (Electrical Motive Force) and damage to control equipment.

All electric releases now include a 5 year warranty

ID NO	PRODUCT REF	DESCRIPTION
87108101	AR/E-GAER	Fail locked, adjustable jaw, 12V AC/DC Kit
87108103	AR/E-GAERI	Failed unlocked, adjustable jaw, 12V DC Kit

ARRONE® Accessories

ID NO	PRODUCT REF	DESCRIPTION
87108125	AR/E-RTE/S/SSD	Green Dome Egress Button Surface



ID NO	PRODUCT REF	DESCRIPTION
87108121	AR/E-CM41-4	All-active exit switch, stainless, push to open & disabled logo



ID NO	PRODUCT REF	DESCRIPTION
87108122	AR/E-CM43-S	Surface back box for CM41 SERIES



ARRONE® Electromechanical Locks



The lock being suitable for both single and double action swing doors without the need to purchase any additional faceplates. Some of the main features of the product being universal on site Fail locked & Fail unlocked with the small adjustment of a screw position and comes in both 12/24v DC as standard.

This light weight product is suitable for narrow style doors too, only having a 30mm backset and a face plate width of 25mm.

With key override as standard, should the need arise access can be gained by using a mechanical key, also for enhanced security the anti thrust bolt prevents the latch bolt being withdrawn when in the door is in the closed position.

features

- Dual voltage 12 or 24V DC
- Version Changeable
- Automatically and manually
- Long life solenoids
- Lock bolt sensor switch output
- For double swing door (ML-300-2)

ID NO	PRODUCT REF	DESCRIPTION
87112165	AR/E-ML300	Electromechanical Lock

Appointed Distributor:

HOPPE (UK) Ltd (Architectural Division) Gailey Park
Gravelly Way Standeford Wolverhampton WV10 7GW

Tel: 01902 484 400 Fax: 01902 484 406

Tel: Sales Direct: 01902 484 410/20

Fax: Sales Direct: 01902 484 417/27

E-Mail: info.uk@hoppe.com Website: <http://www.hoppe.co.uk>